

SUMMER REVIEW

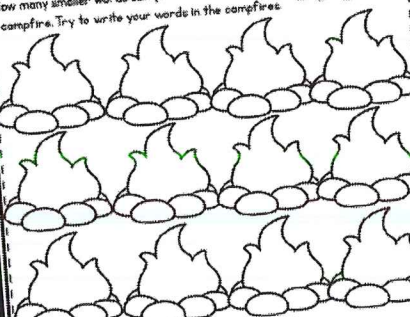
ELA SKILLS

First Grade

Name: _____

Making Words

How many smaller words can you make from the word campfire. Try to write your words in the campfires.




Color the campfires:

2-letter words: Color it yellow.	3-letter words: Color it orange.
4-letter words: Color it red.	5-letter or more words: Color it blue.

Name: _____

ABC Ice-Cream

Cut and paste the ice-cream flavors in ABC order.



Cut and Paste

Vanilla
Cotton Candy
Oreo
Rainbow
Bubblegum
Espresso
Fudge Ripples
Green Monster

Fill with colors.

SUMMER Time






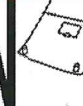


vacation



Name: _____

campfire

Write a sentence for each picture below.






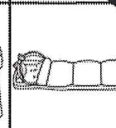
1. 	2. 	3. 	4. 
5. 	6. 	7. 	8. 

Frutti Tutti
Cake Batter
Lemon
Bear Claw
Cotton Candy
Apple pie
French Vanilla
Banana Split
Almond
Rock Road
Lemonade

Name: _____

Noun, Verb and Adjective

Write a noun (N), verb (V) and adjective (A) word for each picture below.


 N: <u>beach</u> V: <u>peek</u> A: <u>silently</u>	 N: _____ V: _____ A: _____	 N: _____ V: _____ A: _____
 N: _____ V: _____ A: _____	 N: _____ V: _____ A: _____	 N: _____ V: _____ A: _____

Find summer words below.

SUMMER SPLASH

bikes
July
flops
S

g
l
a
m
s
h
e






Summer Review

ELA Skills

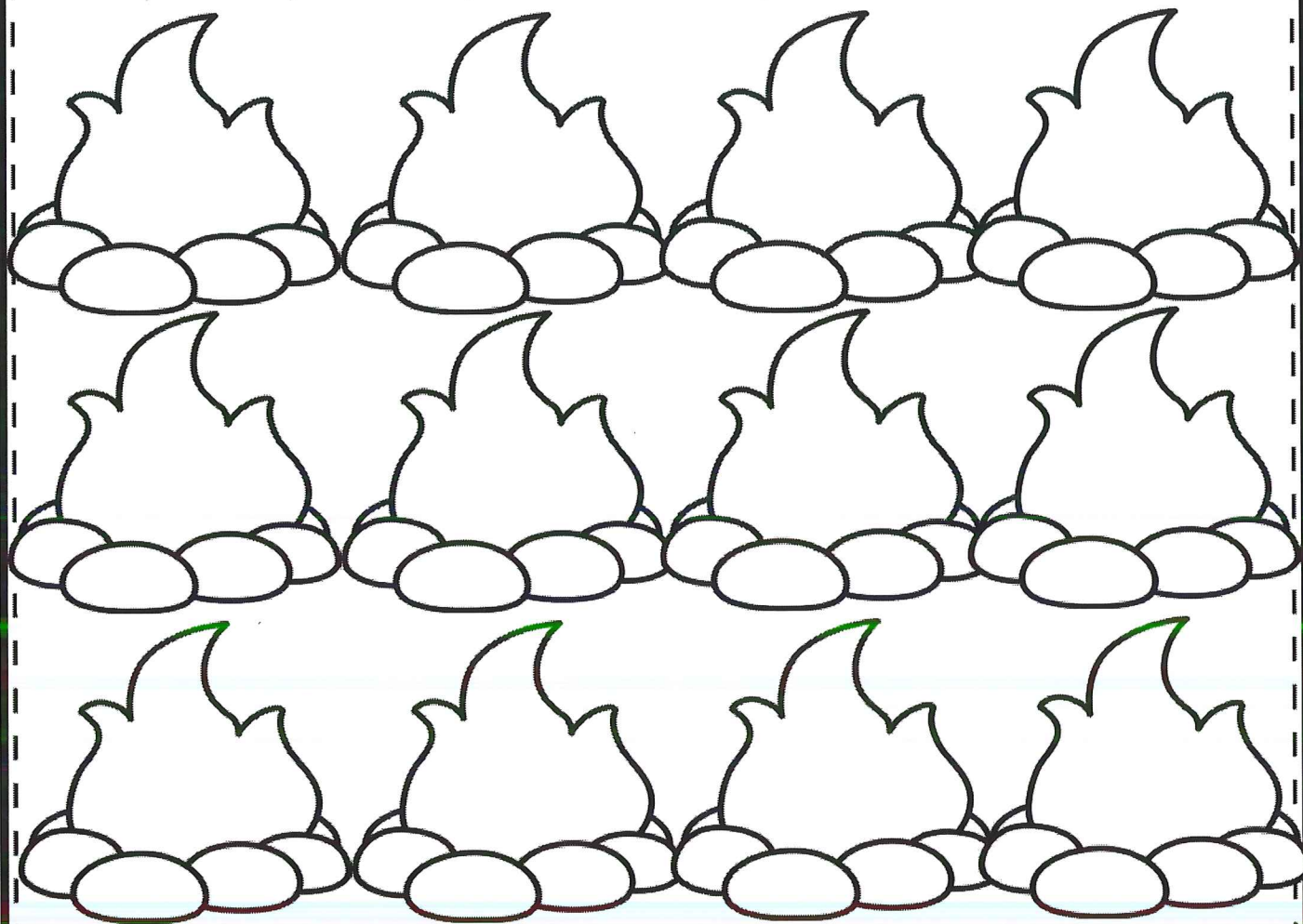

Name: _____



Name: _____

Making Words

How many smaller words can you make from the word
campfire. Try to write your words in campfires.



Color the campfires:

2-letter words: Color them yellow.	3-letter words: Color them orange.
4-letter words: Color them red.	5-letter or more words: Color them blue.

© Little Achievers, 2016.

c

a

m

p

f

i


r

e

Name: _____

Making Words

How many smaller words can you make from the word watermelon. Try to write your words in watermelons.



Color the watermelons:

2-letter words: Color them blue.	3-letter words: Color them purple.
4-letter words: Color them green.	5-letter or more words: Color them red.

© Little Achievers, 2016.

w a t e r m e l o n

Name: _____

SUMMER SPLASH

© Little Achievers, 2016.

Find summer words hidden in the puzzle below.

June

sunglasses

baseball

bikes

picnic

ice cream

shorts


July

beach

carnival

sunny

flip flops



J f l i p f l o p s


u c a r n i v a l p

n s h o r t s n t s



e p w r s v z w s u

o i t f t l b s u n



i c e c r e a m n g

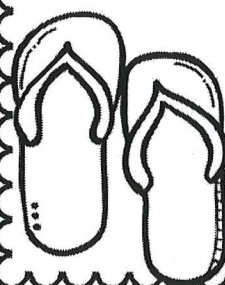
p n u t g h s t n l



b i v s p t e r y a

i c n t w r b o m s

k h r h b e a c h s



e o y p a b l m r e

s J u l y c l d n s

Name: _____

Write and Color


Reorder the following words to make a meaningful sentence. Write the sentence neatly. Color the picture.

are	having	by	fun	campfire.	the	We
-----	--------	----	-----	-----------	-----	----













Name: _____






SUMMER ABC













Cut out the pictures from the next page, sort them, and paste them here in ABC order.

				
---	---	---	---	---

				
---	---	---	---	---

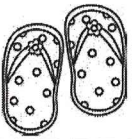















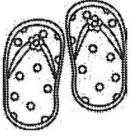
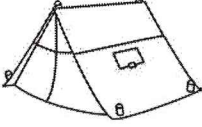
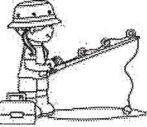
				
---	---	---	---	---

				
---	---	---	---	---

				
---	---	---	---	---

SUMMER ABC

Cut, sort, and paste the words in ABC order.

flip flops 	fish 	bucket 	thermos 	fun 
lantern 	hook 	sunglasses 	umbrella 	shells 
pier 	ice cream 	shorts 	crab 	flashlight 
vacation 	canoe 	sand 	lemonade 	vest 
flippers 	outdoor 	campfire 	hat 	picnic 

Name: _____

SUMMER



Facts and Opinions

Cut and paste the facts and opinions in the correct column.

Facts	Opinions

The sun sets late in the summer.

Baseball is the best game.

Watermelon is the sweetest fruit.

Many plants grow the most during the summer season.

Bike riding is so much fun.

The weather gets warm and sunny in summer.

Swimming is a water sport.

Summer is the best season of all.


Name: _____

Nouns: Make it More

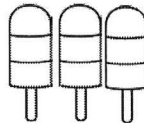
Trace the noun and write the plural form for each noun.



ball




popsicle



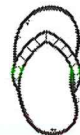

tree



truck



animal



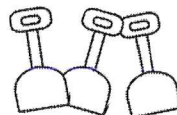
flip flop



pail



shovel



shell



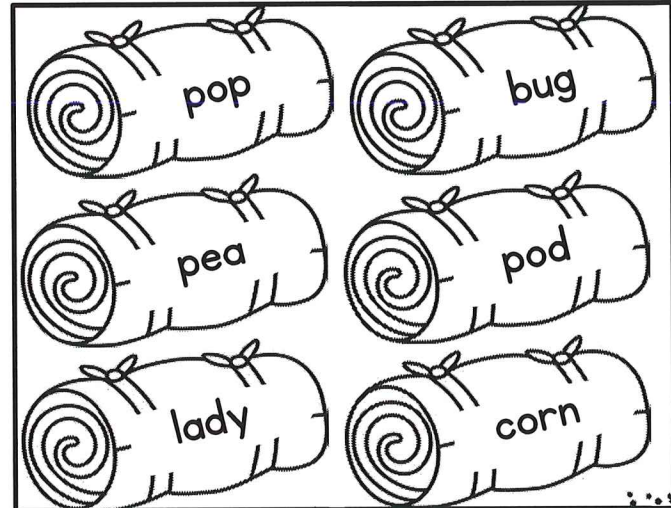
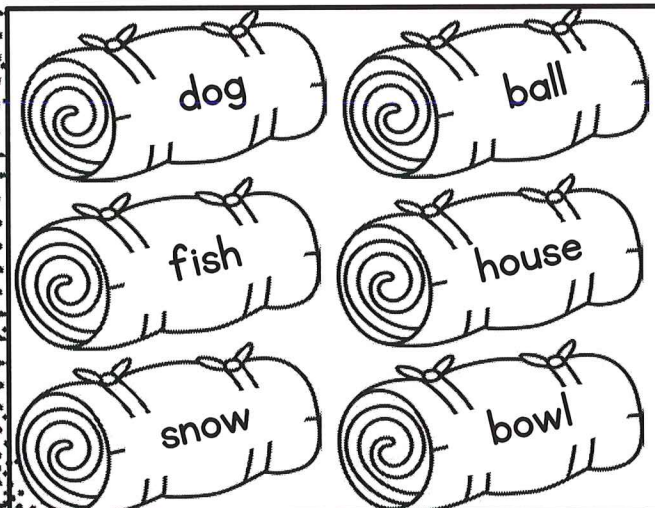
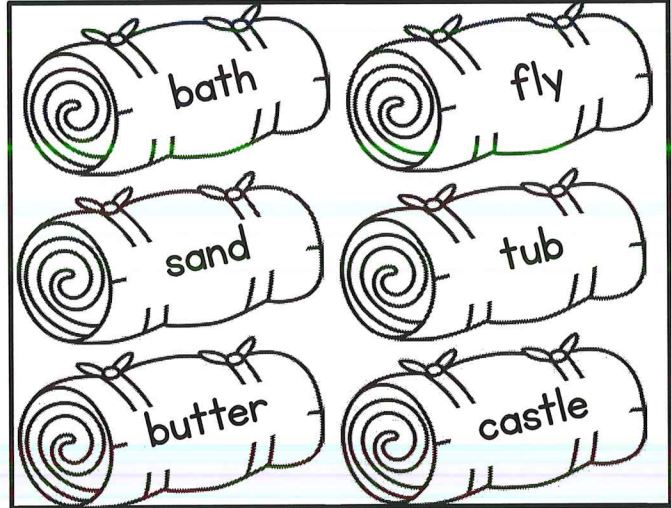
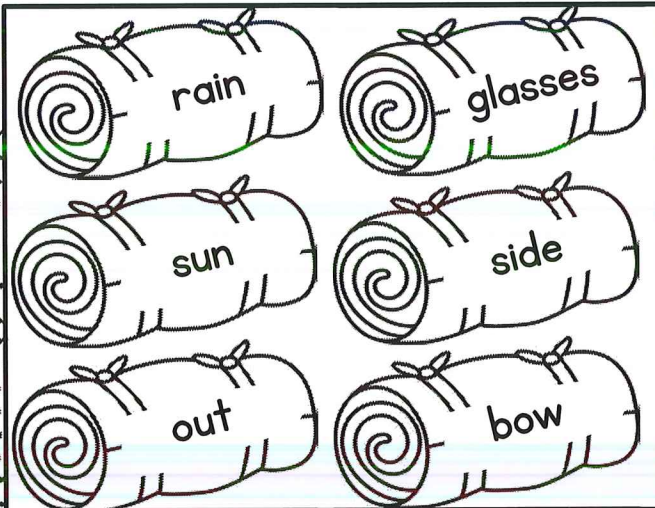
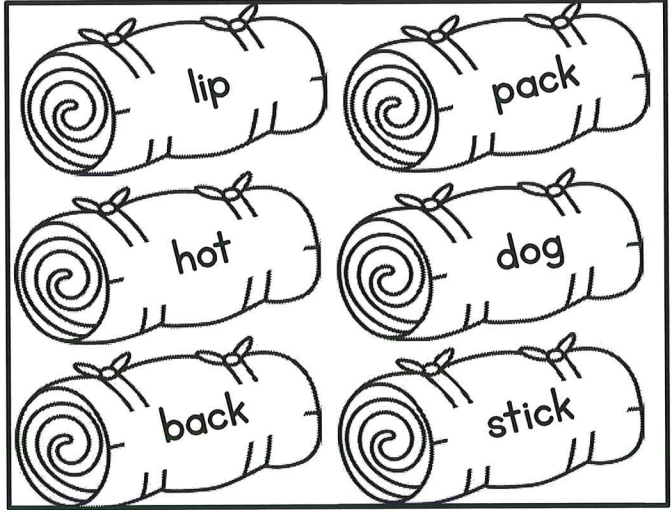

castle



Name: _____

Compound Words


Color the pairing sleeping bags to make compound words in each box. Use different colors for each set of compound words.



Name: _____

Contractions

Write the contraction for each pair of words.



can not

will not

do not

has not

did not

have not

does not

is not

are not


they are

it is

I am

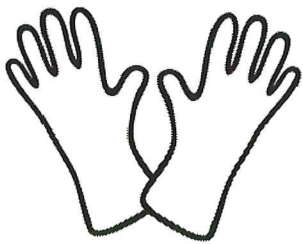
Name: _____

L Blends



Write the beginning blend for each picture.


Read the word.




___oves




___eep




___ue




___ower



___ock




___ant




___oud




___ender



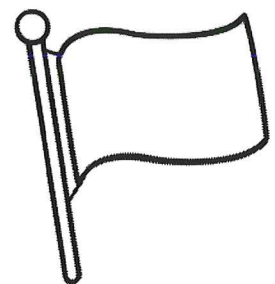
___ide



___ocks



___ug





___ag

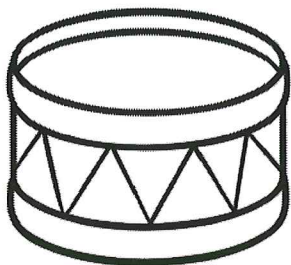
Name: _____

R Blends

Write the beginning blend for each picture. Read the word.



___ab




___um




___oom



___ince




___occoli




___uits




___ain




___apes




___agon



___og



___etzel





___own


Name: _____

S Blends


Write the beginning blend for each picture. Read the word.



____ider




____ar



____ake




____irt




____arecrow




____all



____i




____orpion




____ail



____im



____ile



____oon

Name: _____



Long Vowels

Color the long vowel words according to the color code.

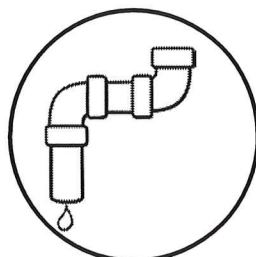
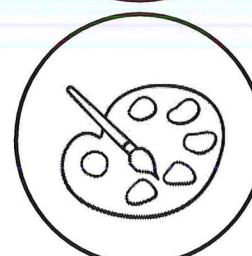

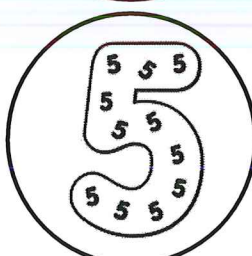
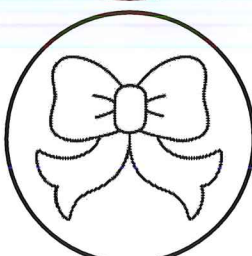
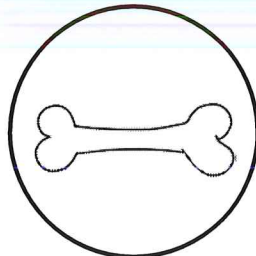
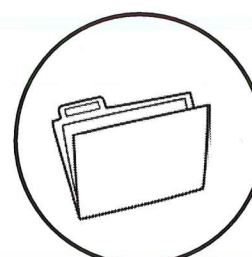

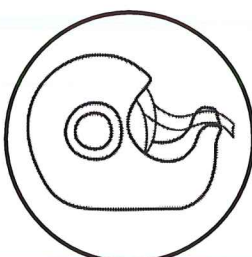
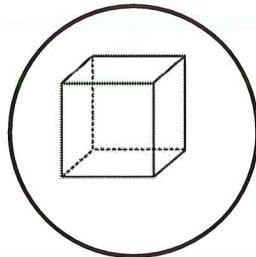
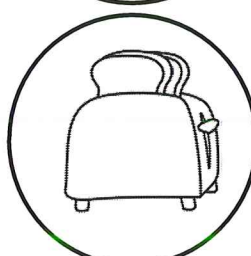




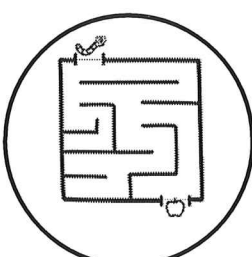

Long a

Long e

Long i

Long o

Long u



Name: _____


Long a Words

Write the correct word for each picture. Then write the word that rhymes with it. Use word bank for help.




WORD BANK

cape rain
tail paint
hay wake
flame skate



rhymes with



rhymes with



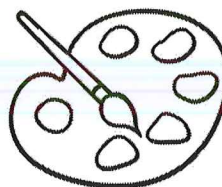
rhymes with




rhymes with



rhymes with



rhymes with



rhymes with



rhymes with

Name: _____

Long e Words

Write the correct word for each picture. Then write the word that rhymes with it. Use word bank for help.




WORD BANK

meat read


peel hockey

beach team

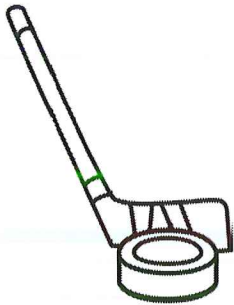
tea sunny




rhymes with




rhymes with



rhymes with



rhymes with




rhymes with



rhymes with



rhymes with



rhymes with

Name: _____

Long i Words

Write the correct word for each picture. Then write the word that rhymes with it. Use word bank for help.



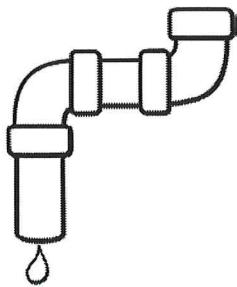
WORD BANK

hive fire

kite tie

pipe night


cry hide



rhymes with



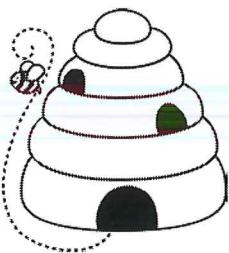
rhymes with



rhymes with



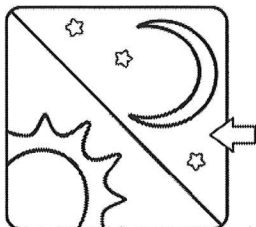
rhymes with




rhymes with



rhymes with



rhymes with




rhymes with

Name: _____


Long o Words

Write the correct word for each picture. Then write the word that rhymes with it. Use word bank for help.




WORD BANK


cone road
rope toast
hole vote
rose bow



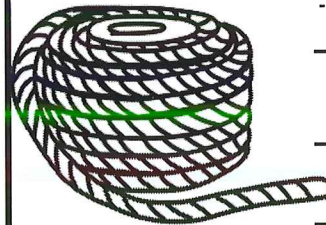
rhymes with



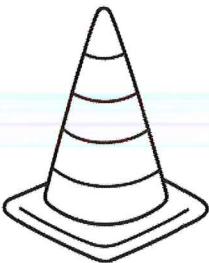
rhymes with



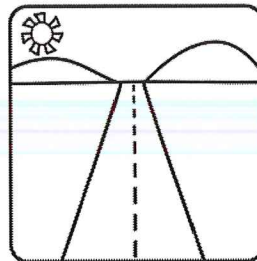
rhymes with



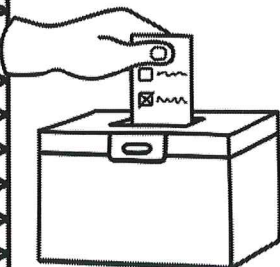
rhymes with



rhymes with



rhymes with



rhymes with




rhymes with

Name: _____

Long u Words

Write the correct word for each picture. Then write the word that rhymes with it. Use word bank for help.




WORD BANK


tube	huge
fuel	glue
dude	tune
new	mute



rhymes with




rhymes with




rhymes with



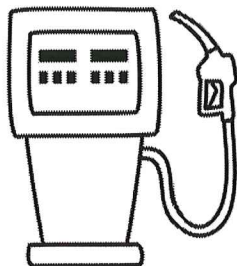
rhymes with



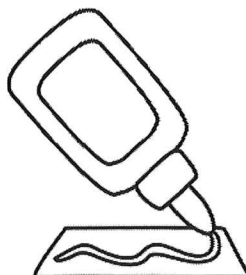
rhymes with



rhymes with



rhymes with




rhymes with

Name: _____

Fix it up!

Correct each sentence for capital letter and punctuation. Rewrite the sentence on the lines.



how old are you

i like to eat watermelon

what did you do on your vacation

who is you best friend

my dog plays catch with me

have fun this summer

Name: _____

Fix it up!

Correct each sentence for capital letter,
grammar and punctuation. Rewrite the sentence
on the lines.



they likes to eat ice creams

the flower are prety


he go to the forest yesterday

i will wrote her an letter

we is having a lot of fun her

does you like to built sandcastle

Name: _____



A day at the beach

June 12, 2015

Dear Sam,

Yesterday, we went to the beach. Jenny and I played in the sand. We built sandcastles with pebbles on them. We even put flags on them. After that, dad and I played in the water. Jenny didn't like playing in the water, so she stayed with mom.

We spent the whole day there. We had so much fun at the beach. I can't wait to go there next time.

Love,

John

Name: _____

A day at the beach

1. Who wrote the letter?

2. Where did they go?

3. When did they go to the beach?

4. What did John and Jenny build in the sand?

5. Who played in the water?


6. Why mom and Jenny did not go into the water?

7. Who is the letter written to?

Fill with colors.

SUMMER Time

vacation

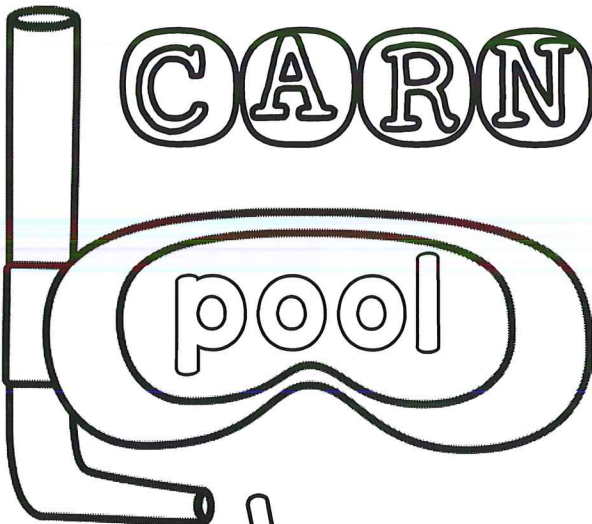


BBQ FLIP FLOPS




popsicles

CARNIVAL



hot



watermelon



Name: _____

SUN

Name: _____

Write a summer story using some of the words on the previous page.


Draw a picture and write a short title for your summer story.


Title: _____

SUMMER REVIEW

MATH SKILLS

First Grade





Summer Review

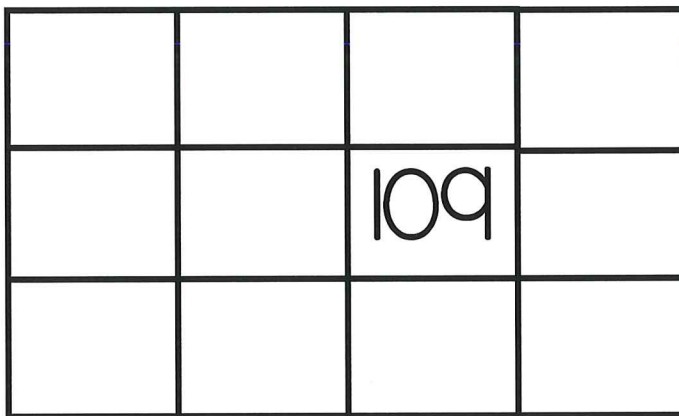

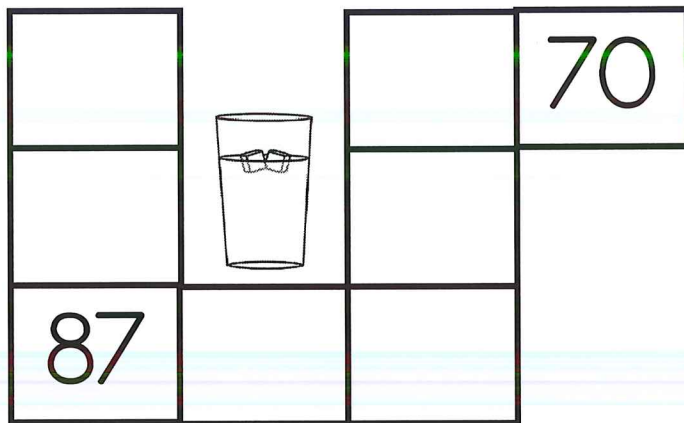
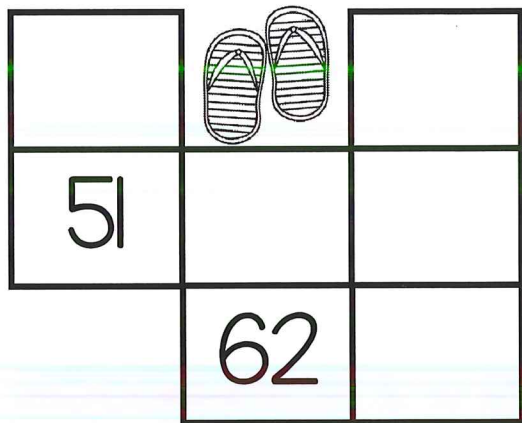

Math Skills

Name: _____



Name:

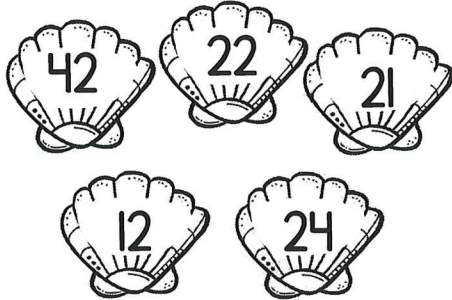

NUMBER GRID PUZZLES



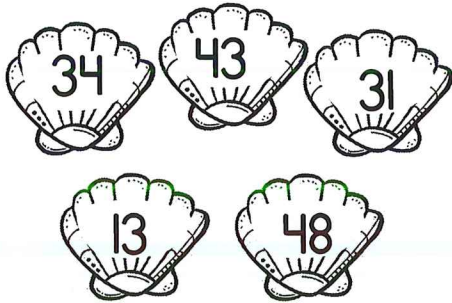
Name: _____

shells in order

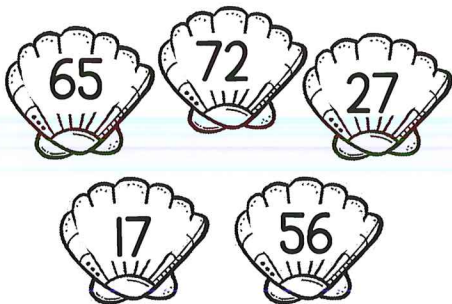
Look at the number on each shell. Write the numbers in order from least to greatest, and then color the shell.



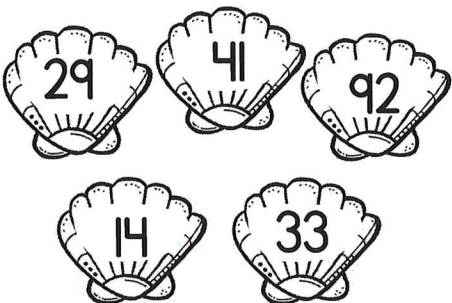
_____ < _____ < _____ < _____ < _____
red blue green yellow purple



_____ < _____ < _____ < _____ < _____
pink brown green red blue



_____ < _____ < _____ < _____ < _____
yellow pink blue brown green




_____ < _____ < _____ < _____ < _____
green yellow pink purple brown


Name: _____

FISH ORDER


Look at the number on each fish. Write the numbers in order from least to greatest, and then color the fish.



_____ < _____ < _____ < _____ < _____
red blue green yellow purple



_____ < _____ < _____ < _____ < _____
blue pink brown yellow purple




_____ < _____ < _____ < _____ < _____
yellow blue purple red orange



_____ < _____ < _____ < _____ < _____
brown green red blue yellow

Name: _____

Skip on to Count



Count by 2s.

6				14	
---	--	--	--	----	--

Count by 3s.

7					22
---	--	--	--	--	----

Count by 5s.

16			31		
----	--	--	----	--	--

Count by 10s.

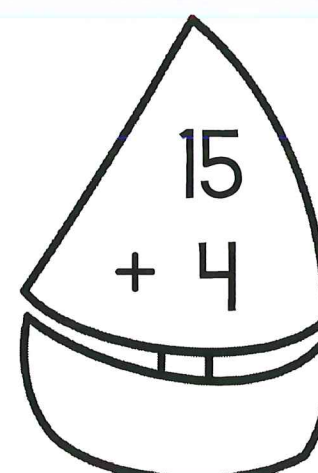
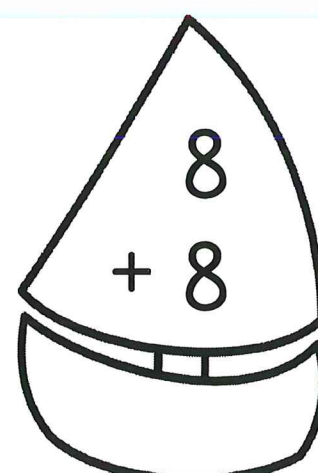
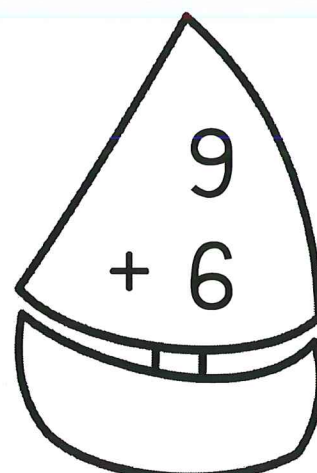

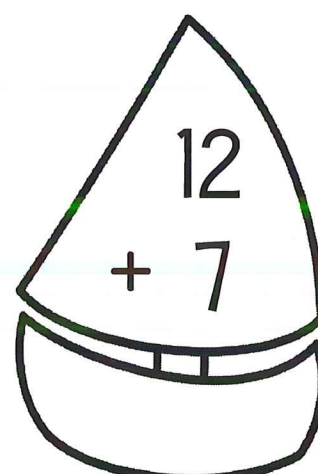
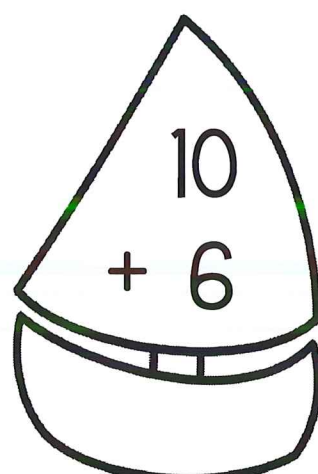
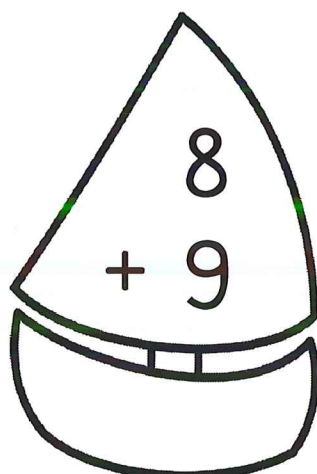
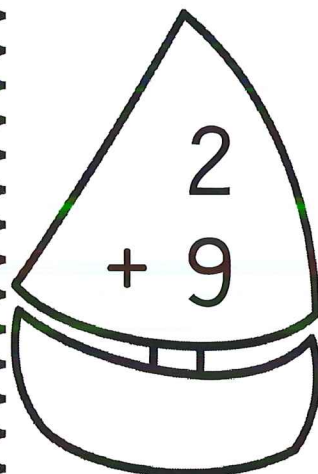
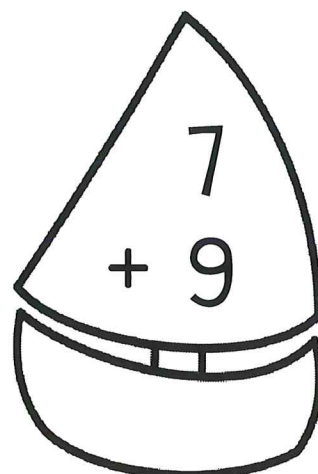
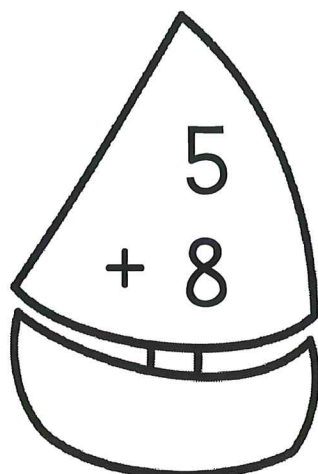
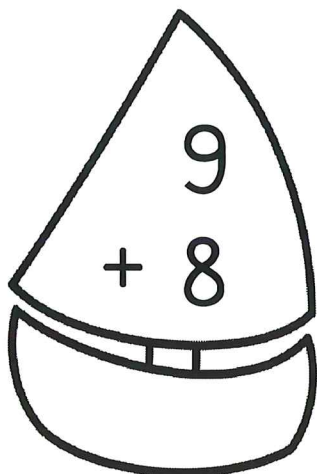

22				62	
----	--	--	--	----	--

Name: _____

Sailboat Addition

Add the numbers to find the sum.


Color the boats red for even sums and blue for odd sums.



Name: _____

ADDING 3 ADDENDS

Add the 3 addends to find the sum. Use the shells to help you find the sum.



$\begin{array}{r} 2 \\ 5 \\ + 4 \\ \hline \end{array}$	$\begin{array}{r} 3 \\ 6 \\ + 8 \\ \hline \end{array}$	$\begin{array}{r} 6 \\ 5 \\ + 7 \\ \hline \end{array}$	$\begin{array}{r} 5 \\ 5 \\ + 3 \\ \hline \end{array}$	$\begin{array}{r} 2 \\ 6 \\ + 3 \\ \hline \end{array}$
$\begin{array}{r} 9 \\ 1 \\ + 7 \\ \hline \end{array}$	$\begin{array}{r} 7 \\ 3 \\ + 5 \\ \hline \end{array}$	$\begin{array}{r} 2 \\ 6 \\ + 8 \\ \hline \end{array}$	$\begin{array}{r} 3 \\ 4 \\ + 7 \\ \hline \end{array}$	$\begin{array}{r} 4 \\ 2 \\ + 6 \\ \hline \end{array}$
$\begin{array}{r} 8 \\ 9 \\ + 2 \\ \hline \end{array}$	$\begin{array}{r} 9 \\ 4 \\ + 2 \\ \hline \end{array}$	$\begin{array}{r} 7 \\ 2 \\ + 2 \\ \hline \end{array}$	$\begin{array}{r} 9 \\ 8 \\ + 2 \\ \hline \end{array}$	$\begin{array}{r} 2 \\ 9 \\ + 9 \\ \hline \end{array}$
$\begin{array}{r} 7 \\ 8 \\ + 5 \\ \hline \end{array}$	$\begin{array}{r} 4 \\ 5 \\ + 3 \\ \hline \end{array}$	$\begin{array}{r} 8 \\ 2 \\ + 6 \\ \hline \end{array}$	$\begin{array}{r} 6 \\ 2 \\ + 4 \\ \hline \end{array}$	$\begin{array}{r} 3 \\ 9 \\ + 7 \\ \hline \end{array}$

Name: _____

Missing Addends

Find the missing addend to complete each number sentence.

$$10 + \square = 15$$

$$3 + \square = 12$$

$$6 + \square = 13$$

$$7 + \square = 15$$

$$\square + 8 = 14$$

$$\square + 6 = 18$$

$$\square + 12 = 16$$

$$\square + 14 = 19$$

$$5 + \square = 14$$


$$12 + \square = 18$$

$$9 + \square = 18$$

$$9 + \square = 17$$

$$\square + 16 = 20$$


$$\square + 12 = 19$$



Name: _____

SUMMER MATH FACTS

Write addition and subtraction facts for each set of numbers.




$$\underline{\quad} + \underline{\quad} = \underline{\quad}$$

$$\underline{\quad} + \underline{\quad} = \underline{\quad}$$

$$\underline{\quad} - \underline{\quad} = \underline{\quad}$$

$$\underline{\quad} - \underline{\quad} = \underline{\quad}$$




$$\underline{\quad} + \underline{\quad} = \underline{\quad}$$

$$\underline{\quad} + \underline{\quad} = \underline{\quad}$$

$$\underline{\quad} - \underline{\quad} = \underline{\quad}$$

$$\underline{\quad} - \underline{\quad} = \underline{\quad}$$




$$\underline{\quad} + \underline{\quad} = \underline{\quad}$$

$$\underline{\quad} + \underline{\quad} = \underline{\quad}$$

$$\underline{\quad} - \underline{\quad} = \underline{\quad}$$

$$\underline{\quad} - \underline{\quad} = \underline{\quad}$$




$$\underline{\quad} + \underline{\quad} = \underline{\quad}$$

$$\underline{\quad} + \underline{\quad} = \underline{\quad}$$

$$\underline{\quad} - \underline{\quad} = \underline{\quad}$$

$$\underline{\quad} - \underline{\quad} = \underline{\quad}$$




$$\underline{\quad} + \underline{\quad} = \underline{\quad}$$

$$\underline{\quad} + \underline{\quad} = \underline{\quad}$$

$$\underline{\quad} - \underline{\quad} = \underline{\quad}$$

$$\underline{\quad} - \underline{\quad} = \underline{\quad}$$



$$\underline{\quad} + \underline{\quad} = \underline{\quad}$$

$$\underline{\quad} + \underline{\quad} = \underline{\quad}$$

$$\underline{\quad} - \underline{\quad} = \underline{\quad}$$

$$\underline{\quad} - \underline{\quad} = \underline{\quad}$$

Name: _____



Some more & Some less

Look at the number on each popsicle and
complete the table below.

15	
1 more	
1 less	
10 more	
10 less	

26	
1 more	
1 less	
10 more	
10 less	

34	
1 more	
1 less	
10 more	
10 less	

29	
1 more	
1 less	
10 more	
10 less	

33	
1 more	
1 less	
10 more	
10 less	

40	
1 more	
1 less	
10 more	
10 less	

44	
1 more	
1 less	
10 more	
10 less	


38	
1 more	
1 less	
10 more	
10 less	














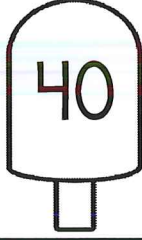










53	
1 more	
1 less	
10 more	
10 less	

Name: _____

PLACE VALUE ICE-CREAMS

Color the popsicle in each box that has the correct number of tens and ones.



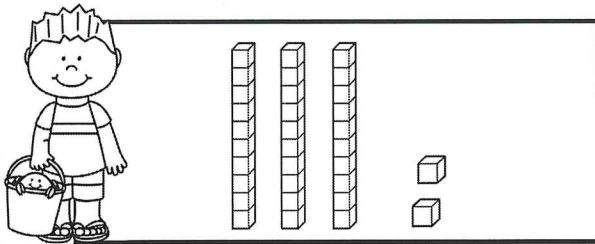
4 tens 2 ones  	3 tens 6 ones  	2 tens 9 ones  
2 tens 5 ones  	7 tens 6 ones  	5 tens 5 ones  
4 tens 0 ones  	6 tens 3 ones  	7 tens 8 ones  
9 tens 1 one  	6 tens 7 ones  	8 tens 9 ones  

Name: _____

Tens and Ones

© Little Achievers, 2016.

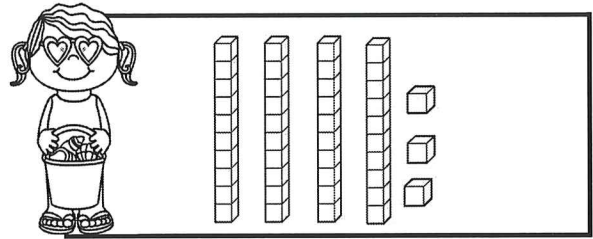
Look at the tens and ones in each box. Record your answers.



_____ tens _____ ones

_____ + _____ = _____

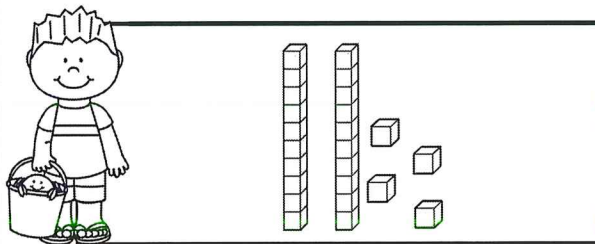
word: _____



_____ tens _____ ones

_____ + _____ = _____

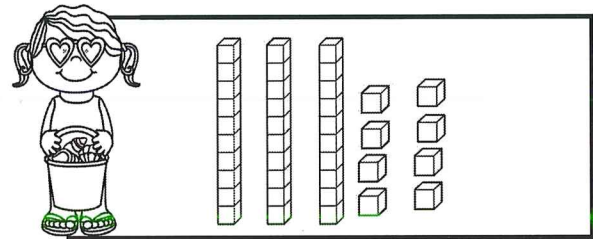
word: _____



_____ tens _____ ones

_____ + _____ = _____

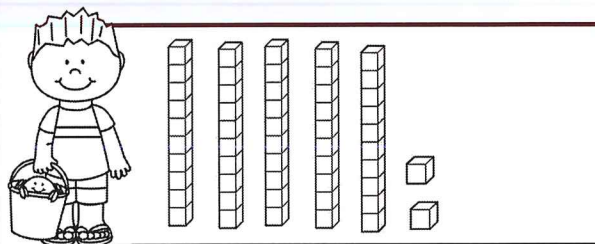
word: _____



_____ tens _____ ones

_____ + _____ = _____

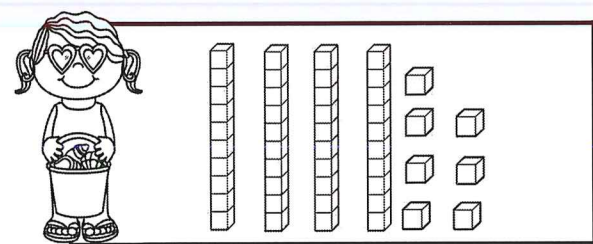
word: _____



_____ tens _____ ones

_____ + _____ = _____

word: _____



_____ tens _____ ones

_____ + _____ = _____

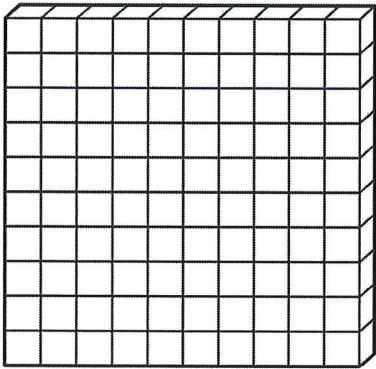
word: _____

Name: _____

Place Value

Read the number word on each popsicle. Color the base 10 blocks and record your answer. Color the popsicle red for even number and blue for odd number.

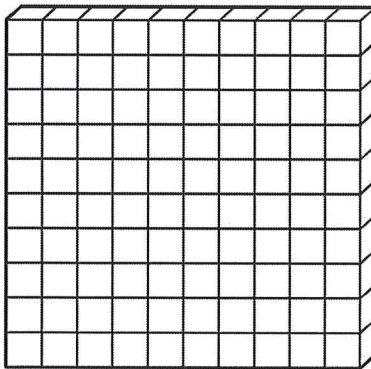
sixty seven



___ tens ___ ones

The number is _____

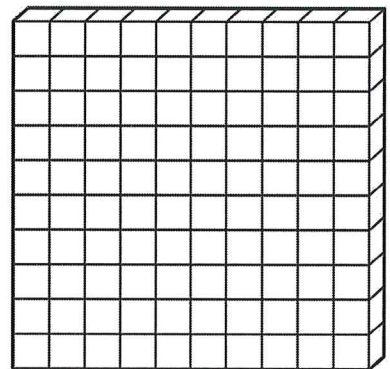
eighty two



___ tens ___ ones

The number is _____

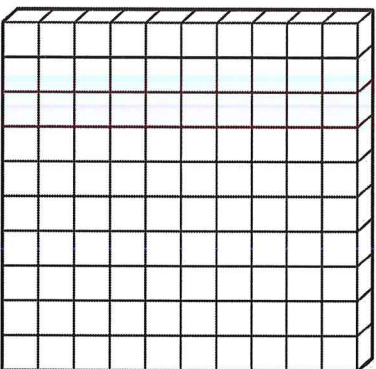
seventy one



___ tens ___ ones

The number is _____

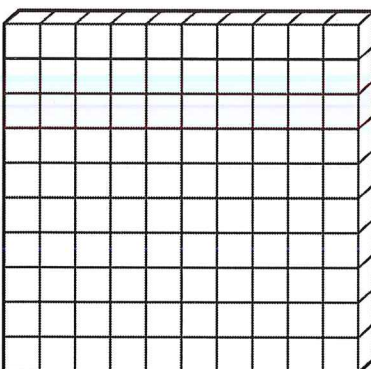
eighty nine



___ tens ___ ones

The number is _____

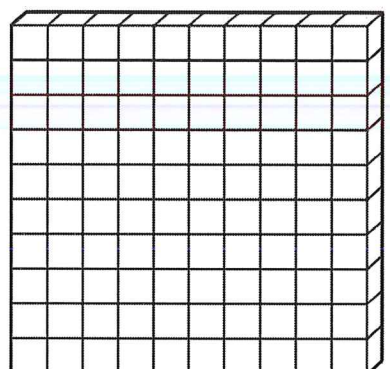
sixty eight



___ tens ___ ones

The number is _____

ninety three



___ tens ___ ones

The number is _____

Name: _____

Word Problems

Smith found 5 shells on Monday, 8 shells on Tuesday and 4 shells on Wednesday. How many shells did he find in all?

$$\underline{\quad} + \underline{\quad} + \underline{\quad} = \underline{\quad}$$

Mom bought 8 vanilla, 6 mango and 7 orange bars. How many ice-creams do we have in all?

$$\underline{\quad} + \underline{\quad} + \underline{\quad} = \underline{\quad}$$

Sam has 6 pairs of pink flip-flops, 10 red flip-flops and 3 blue flip-flops. How many pairs of flip-flops does he have in all?

$$\underline{\quad} + \underline{\quad} + \underline{\quad} = \underline{\quad}$$

Jane built 3 sandcastles, Dave built 5 sandcastles and Jill built 4 sandcastles on the beach. How many sandcastles did they build in all?

$$\underline{\quad} + \underline{\quad} + \underline{\quad} = \underline{\quad}$$

Name: _____

Word Problems

Jenny found 15 shells on the beach. She gave some shells to her sister. Now she has 9 shells. How many shells did she give to her sister?

$$\underline{\quad} - \underline{\quad} = \underline{\quad}$$

Mom cut the watermelon into 12 big pieces. I ate 4 of them. How many pieces are left now?

$$\underline{\quad} - \underline{\quad} = \underline{\quad}$$

18 fish were swimming in the lake. Three fish leaped out of the water. How many fish were still in the pool?

$$\underline{\quad} - \underline{\quad} = \underline{\quad}$$

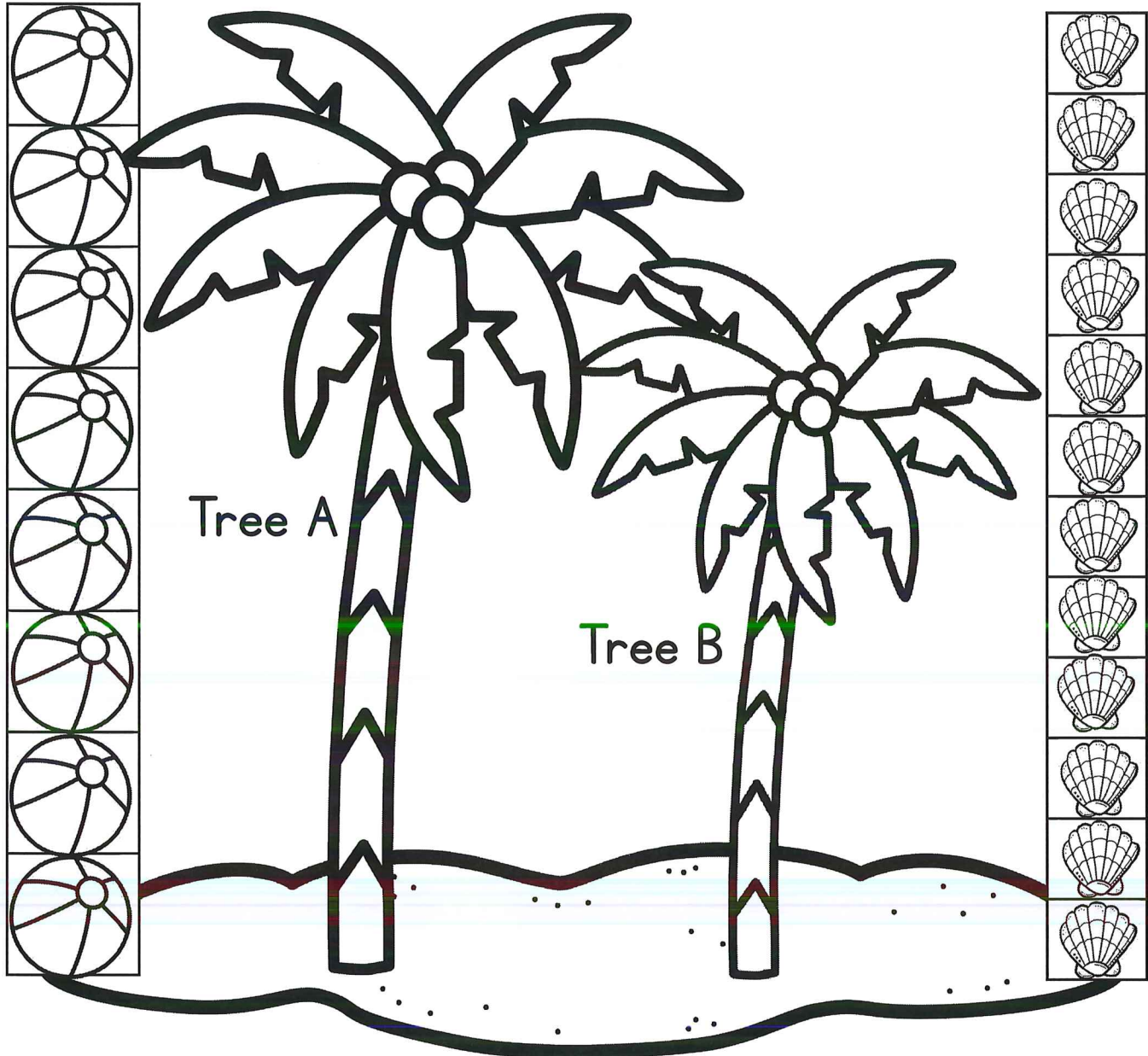
Jack and his friends roasted 19 marshmallows. Sam and Alice ate 6 of them. How many marshmallows do they have now?

$$\underline{\quad} - \underline{\quad} = \underline{\quad}$$

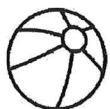
Name: _____

PALM TREES

Measure the height of each palm tree first to the nearest beach ball and then to the nearest shell.



The height of Tree A





The height of Tree B

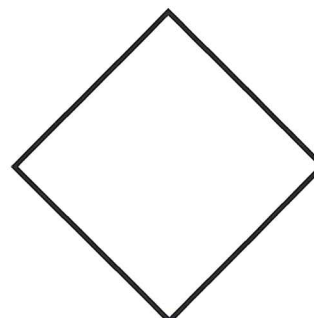
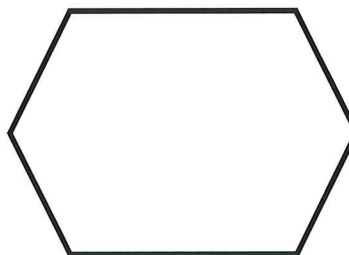
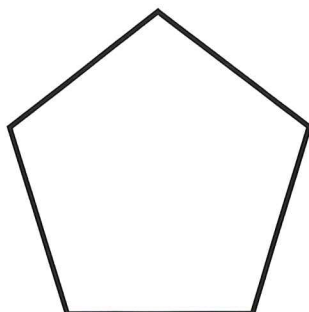


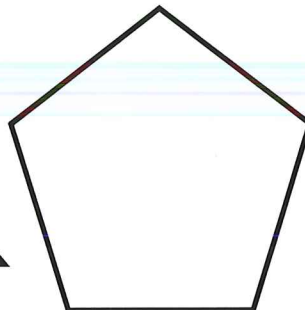
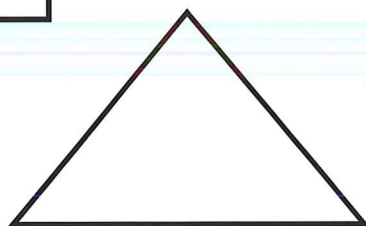
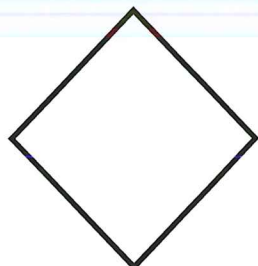
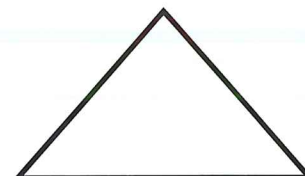
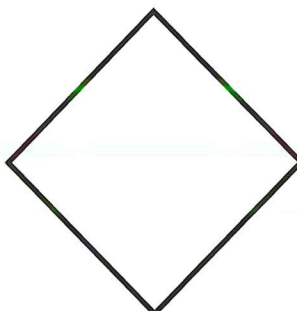


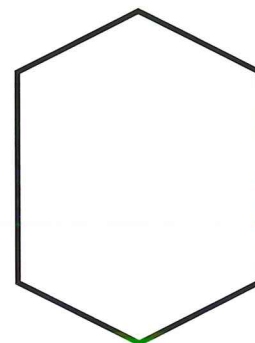
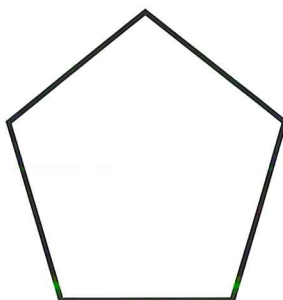

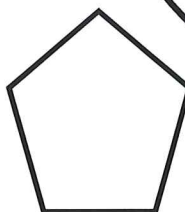
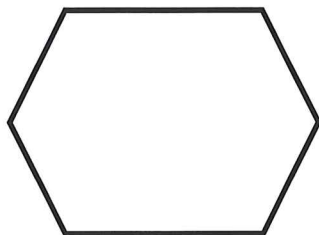

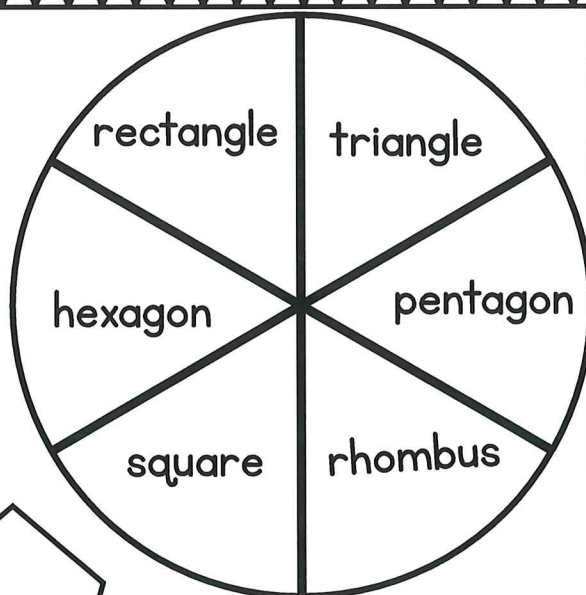




Name: _____

Shapes

Use 6 colors to color the parts of the spinner.
Then, use a paperclip and pencil to spin the
spinner. Color the shape that matches your spin.




Name: _____




PARTS OF A WHOLE

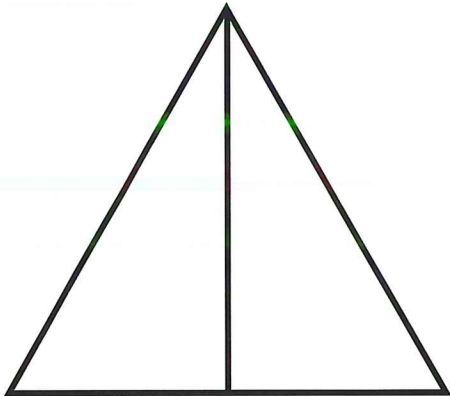
Color $\frac{1}{2}$ red and $\frac{1}{2}$ yellow.




Color $\frac{1}{2}$ green and $\frac{1}{2}$ blue.



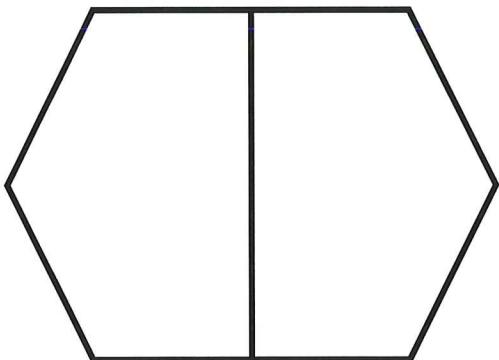
Color $\frac{1}{2}$ pink and $\frac{1}{2}$ brown.



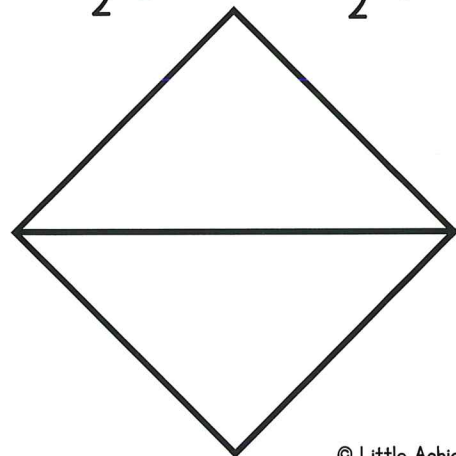
Color $\frac{1}{2}$ blue and $\frac{1}{2}$ orange.



Color $\frac{1}{2}$ red and $\frac{1}{2}$ orange.



Color $\frac{1}{2}$ green and $\frac{1}{2}$ purple.




Name: _____

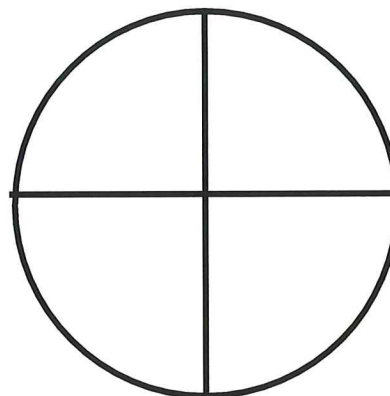


PARTS OF A WHOLE

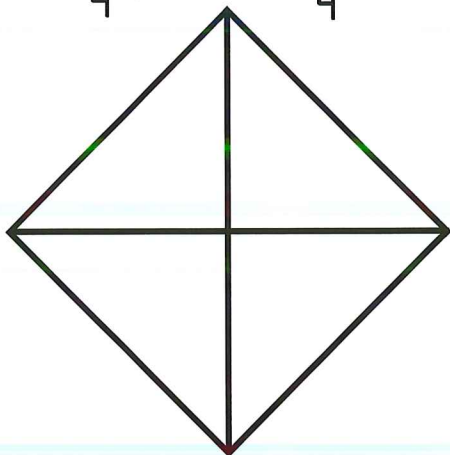
Color $\frac{1}{4}$ red and $\frac{3}{4}$ yellow.




Color $\frac{1}{4}$ green and $\frac{3}{4}$ blue.



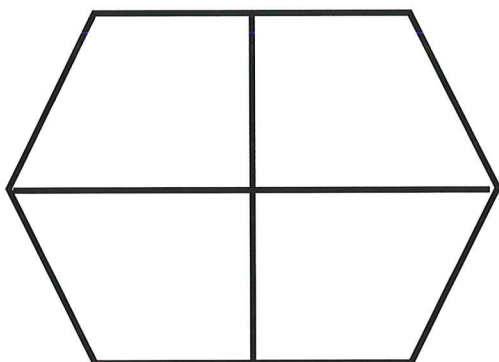
Color $\frac{1}{4}$ pink and $\frac{3}{4}$ brown.




Color $\frac{1}{4}$ blue and $\frac{3}{4}$ orange.



Color $\frac{1}{4}$ red and $\frac{3}{4}$ orange.



Color $\frac{1}{4}$ green and $\frac{3}{4}$ purple.



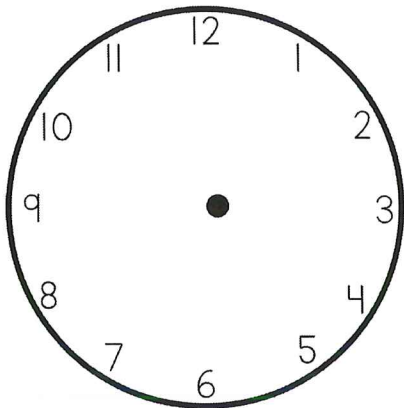
Name: _____

Telling Time

Read the directions in each box and show the time on a clock.

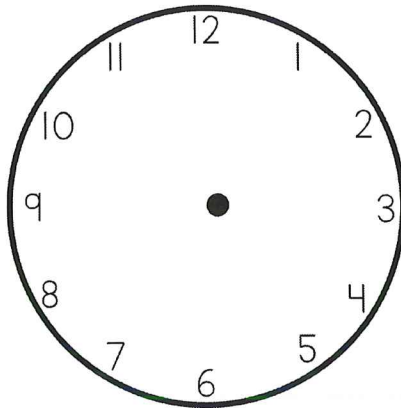


The minute hand is on 12.
The hour hand is on 3.



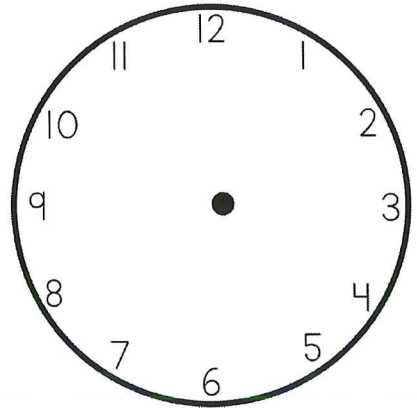
____:____

The minute hand is on 12.
The hour hand is on 5.



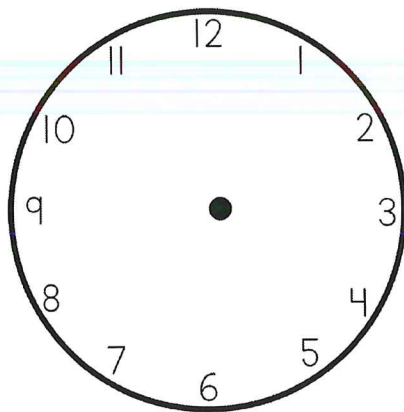
____:____

The minute hand is on 12.
The hour hand is on 2.



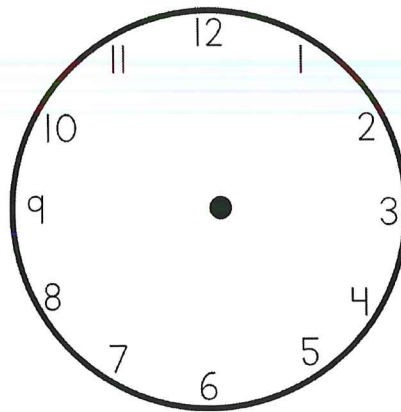
____:____

The minute hand is on 12.
The hour hand is on 8.



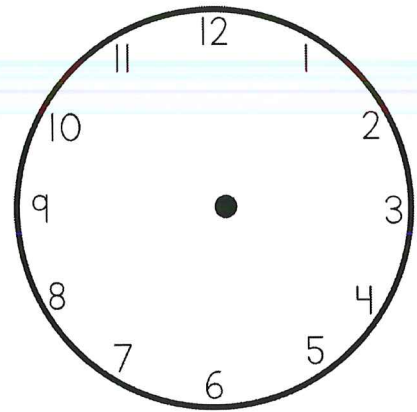
____:____

The minute hand is on 12.
The hour hand is on 10.



____:____

The minute hand is on 12.
The hour hand is on 12.



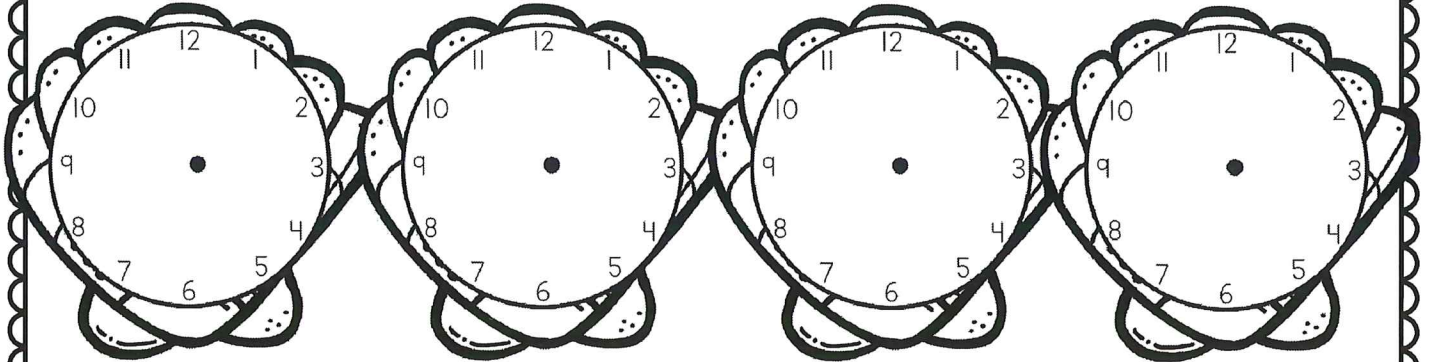
____:____

Name: _____

Shell Times

Draw the minute and hour hand to show the correct time.

Use blue for the hour hand and red for the minute hand.

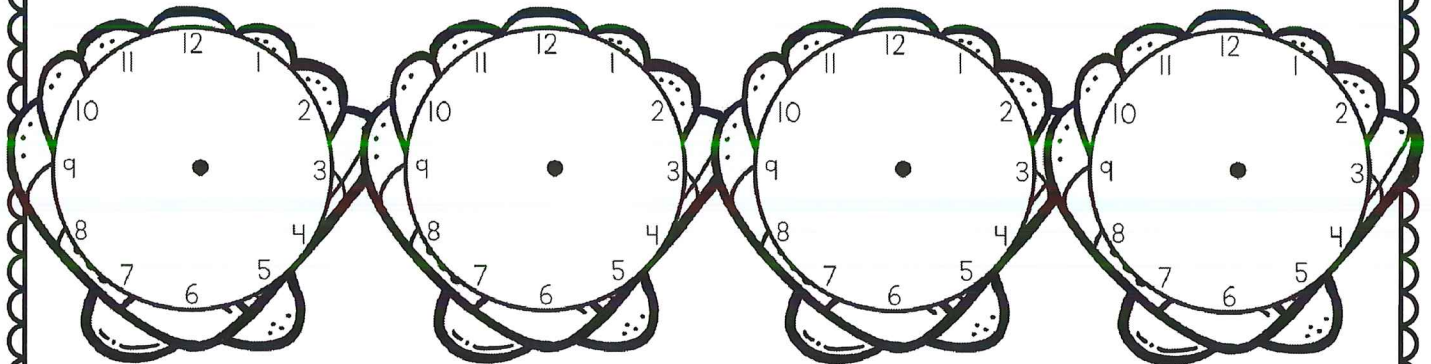


1:00

2:00

3:00

4:00

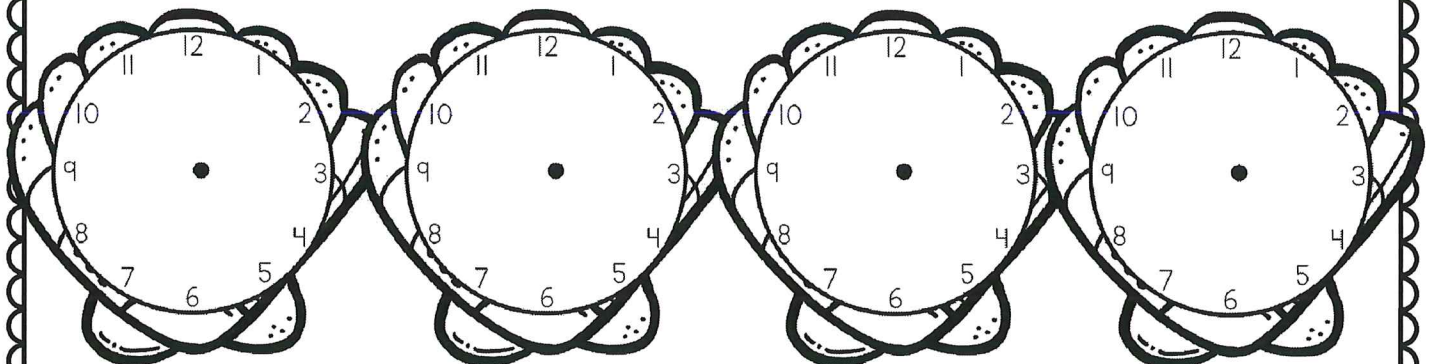


5:00

6:00

7:00

8:00



9:00

10:00


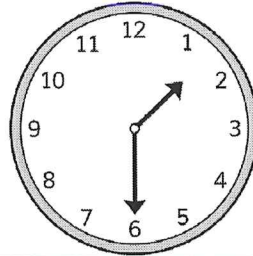

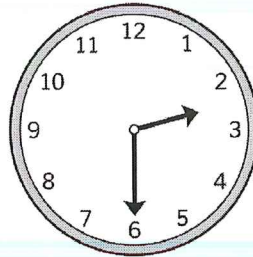
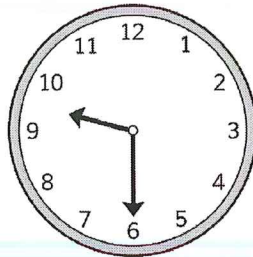
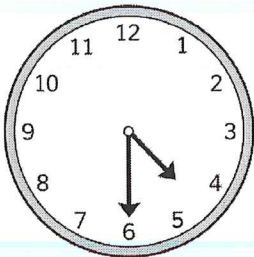
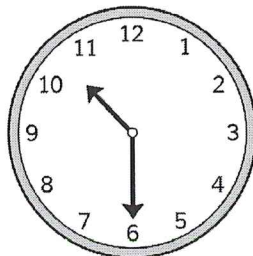
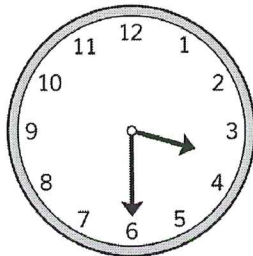
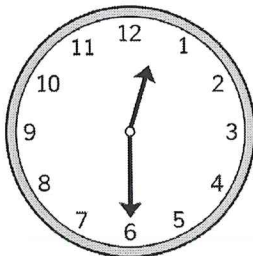


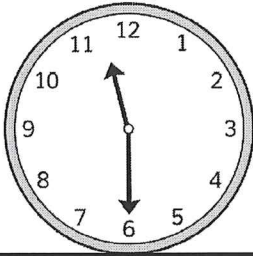
11:00

12:00

Name: _____

Time to the Half Hour

Cut and paste
the time to the
matching clock.



12:30

1:30

2:30

3:30

4:30

5:30

6:30

7:30

8:30

9:30


10:30

11:30

Name: _____

Count & Graph

Count the number of favorite ice-creams of children in a summer school and color the graph.



Total number of children
in the summer school:

Draw the most popular ice-cream:

A large empty rectangular box for drawing the most popular ice cream.

Name: _____

Collecting COINS

Identify each coin below and color
it using the key.



penny



nickel



dime



quarter

pennies - red

nickel - yellow

dime - green


quarter - blue





Name: _____


2-Digit Addition


Add the numbers to find the sum. First add the numbers at ones place and then add the numbers at tens place.



$$\begin{array}{r} 65 \\ + 24 \\ \hline \end{array}$$



$$\begin{array}{r} 32 \\ + 43 \\ \hline \end{array}$$



$$\begin{array}{r} 14 \\ + 72 \\ \hline \end{array}$$



$$\begin{array}{r} 54 \\ + 23 \\ \hline \end{array}$$



$$\begin{array}{r} 80 \\ + 16 \\ \hline \end{array}$$



$$\begin{array}{r} 72 \\ + 23 \\ \hline \end{array}$$

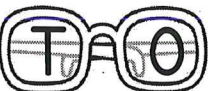

$$\begin{array}{r} 26 \\ + 62 \\ \hline \end{array}$$

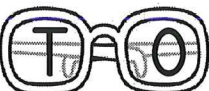

$$\begin{array}{r} 53 \\ + 26 \\ \hline \end{array}$$



$$\begin{array}{r} 65 \\ + 42 \\ \hline \end{array}$$



$$\begin{array}{r} 55 \\ + 54 \\ \hline \end{array}$$


$$\begin{array}{r} 32 \\ + 76 \\ \hline \end{array}$$


$$\begin{array}{r} 80 \\ + 29 \\ \hline \end{array}$$


$$\begin{array}{r} 43 \\ + 63 \\ \hline \end{array}$$


$$\begin{array}{r} 41 \\ + 67 \\ \hline \end{array}$$



Name: _____

2-Digit Subtraction

Subtract the numbers to find the difference. First subtract the numbers at ones place and then subtract the numbers at tens place.

$$\begin{array}{r} \text{T A O} \\ 75 \\ -24 \\ \hline \end{array}$$

$$\begin{array}{r} \text{T A O} \\ 88 \\ -32 \\ \hline \end{array}$$

$$\begin{array}{r} \text{T A O} \\ 67 \\ -34 \\ \hline \end{array}$$

$$\begin{array}{r} \text{T A O} \\ 58 \\ -22 \\ \hline \end{array}$$

$$\begin{array}{r} \text{T A O} \\ 79 \\ -22 \\ \hline \end{array}$$

$$\begin{array}{r} \text{T A O} \\ 67 \\ -40 \\ \hline \end{array}$$

$$\begin{array}{r} \text{T A O} \\ 98 \\ -52 \\ \hline \end{array}$$

$$\begin{array}{r} \text{T A O} \\ 86 \\ -13 \\ \hline \end{array}$$

$$\begin{array}{r} \text{T A O} \\ 99 \\ -53 \\ \hline \end{array}$$

$$\begin{array}{r} \text{T A O} \\ 80 \\ -20 \\ \hline \end{array}$$

$$\begin{array}{r} \text{T A O} \\ 63 \\ -42 \\ \hline \end{array}$$

$$\begin{array}{r} \text{T A O} \\ 78 \\ -50 \\ \hline \end{array}$$

$$\begin{array}{r} \text{T A O} \\ 86 \\ -43 \\ \hline \end{array}$$

$$\begin{array}{r} \text{T A O} \\ 97 \\ -54 \\ \hline \end{array}$$

