

Hainesport Township School District Public Health-Related School Closure

Parent/Guardian Survey Results

June 2020

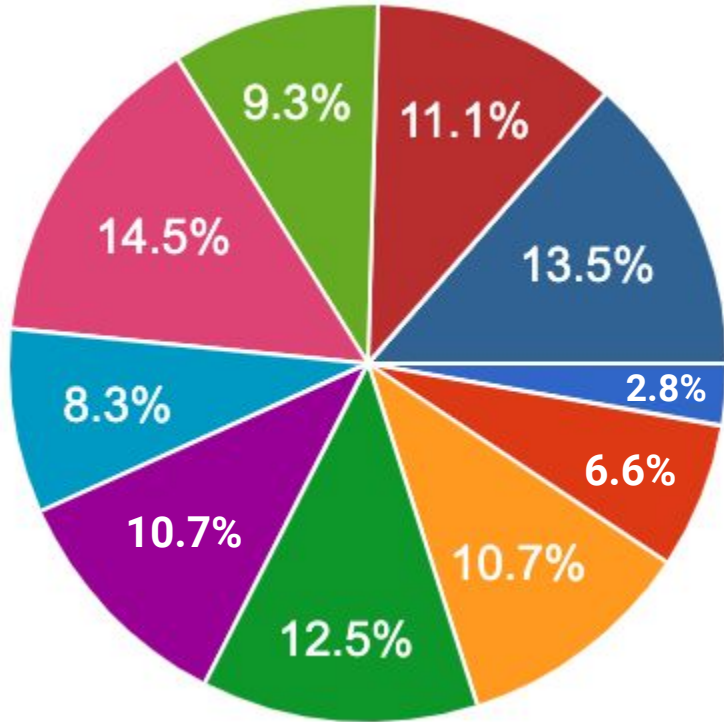
Joseph R. Corn
Superintendent of Schools

Robert P. O'Brien
Business Administrator

Lauren M. Salls
Principal PreK-4/Special Services

Thomas J. Simonet
Principal 5-8/Curriculum

Parent/Guardian Survey Participation: 289 Responses



Grade Level	Number Survey Responses Received (%)
Preschool	2.8 % (8 responses)
Kindergarten	6.6.% (19 responses)
Grade 1	10.7% (31 responses)
Grade 2	12.5% (36 responses)
Grade 3	10.7% (31 responses)
Grade 4	8.3 (24 responses)
Grade 5	14.5% (42 responses)
Grade 6	9.3% (27 responses)
Grade 7	11.1% (32 responses)
Grade 8	13.5 % (39 responses)

Parent/Guardian Survey Participation Analysis

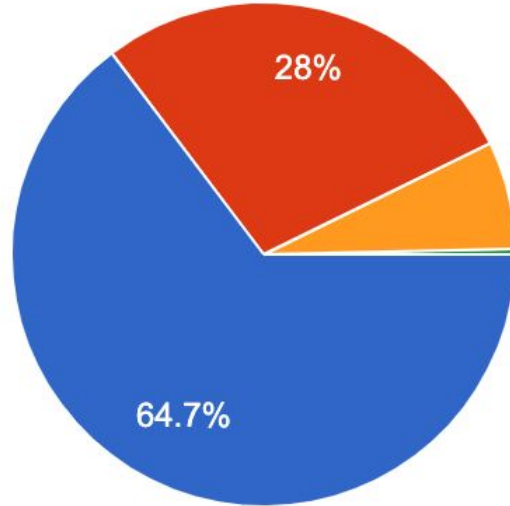
Total Responses	289 responses
Total Enrollment	570 students
Percentage of Survey Participation	50.7%

Grade Level	Number of Survey Responses Received (%)	Total # of Students per Grade Level	Percentage of Grade Level Participation
Preschool	2.8 % (8 responses)	25	32%
Kindergarten	6.6.% (19 responses)	46	41.3%
Grade 1	10.7% (31 responses)	60	51.7%
Grade 2	12.5% (36 responses)	46	78.3%
Grade 3	10.7% (31 responses)	58	53.4%
Grade 4	8.3 (24 responses)	58	41.4%
Grade 5	14.5% (42 responses)	73	57.5%
Grade 6	9.3% (27 responses)	68	39.7%
Grade 7	11.1% (32 responses)	59	54.2%
Grade 8	13.5 % (39 responses)	77	50.6%

Device Access

Describe your child's device access.

289 responses



- My child has a personal device.
- My child shares a household device.
- My child shares a household device with limited access.
- None

64.7% (187 responses)	My child has a personal device.
28% (81 responses)	My child shares a household device.
6.9% (20 responses)	My child shares a household device with limited access.
0.3% (1 response)	None

Device Access (continued)

Grade Level	Personal Device	Household Device	Household Device (Limited Access)	None
Preschool (8)	3	2	2	1
Kindergarten (19)	6	9	4	0
Grade 1 (31)	17	11	3	0
Grade 2 (36)	18	15	3	0
Grade 3 (31)	19	12	0	0
Grade 4 (24)	17	7	0	0
Grade 5 (42)	31	9	2	0
Grade 6 (27)	19	5	3	0
Grade 7 (32)	28	1	3	0
Grade 8 (39)	29	10	0	0

Device Access (continued)

Grade Level	Personal Device	Household Device	Household Device (Limited Access)	None
Preschool (8)	37.5%	25%	25%	12.5%
Kindergarten (19)	31.6%	47.4%	21%	0%
Grade 1 (31)	54.8%	35.5%	9.7%	0%
Grade 2 (36)	50%	41.7%	8.3%	0%
Grade 3 (31)	61.3%	38.7%	0%	0%
Grade 4 (24)	70.8%	29.2%	0%	0%
Grade 5 (42)	73.8%	21.4%	4.8%	0%
Grade 6 (27)	70.4%	18.5%	11.1%	0%
Grade 7 (32)	87.5%	3.1%	9.4%	0%
Grade 8 (39)	74.4%	25.6%	0%	0%

Approximately
40-50
Chromebooks
were loaned in
Spring 2020 for
remote
instruction due
to COVID-19.

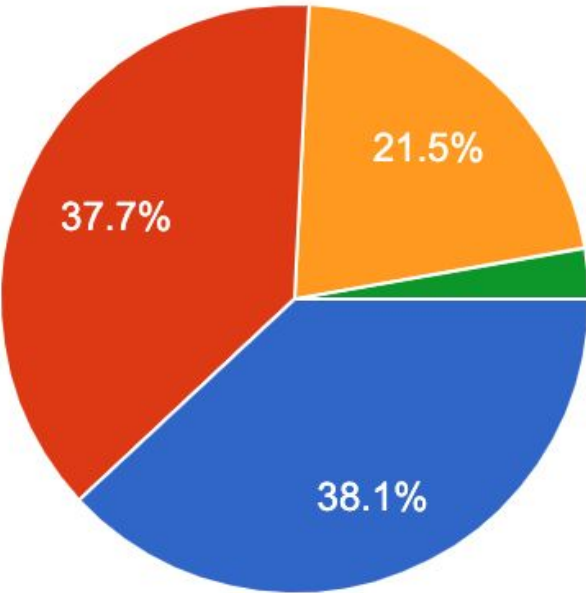
Device Access Projections for S.Y. 2020-21

Grade Level	Limited/None	Projected # of Loaner Chromebooks	Projection S.Y. 2020-21 Approximately 45 Chromebooks	Household/Limited/None	Projected # of Loaner Chromebooks	Projection S.Y. 2020-21 Approximately 203 Chromebooks		
Preschool (8)	37.5%	9.4			62.5%		15.6	
Kindergarten (19)	21%	9.7			68.4%		31.5	
Grade 1 (31)	9.7%	5.8			45.2%		27.1	
Grade 2 (36)	8.3%	3.8			50%		23	
Grade 3 (31)	0%	0			38.7%		22.4	
Grade 4 (24)	0%	0			29.2%		16.9	
Grade 5 (42)	4.8%	3.5			26.2%		19.1	
Grade 6 (27)	11.1%	7.5			29.6%		20.1	
Grade 7 (32)	9.4%	5.5			12.5%		7.4	
Grade 8 (39)	0%	0			25.6%		19.7	

Device Usage

How often did your child use a device for remote instruction per day?

289 responses



- 0-2 hours
- 3-4 hours
- 5-6 hours
- 7+ hours

38.1% (110 responses)	0-2 hours
37.7% (109 responses)	3-4 hours
21.5% (62 responses)	5-6 hours
2.8% (8 responses)	7+ hours

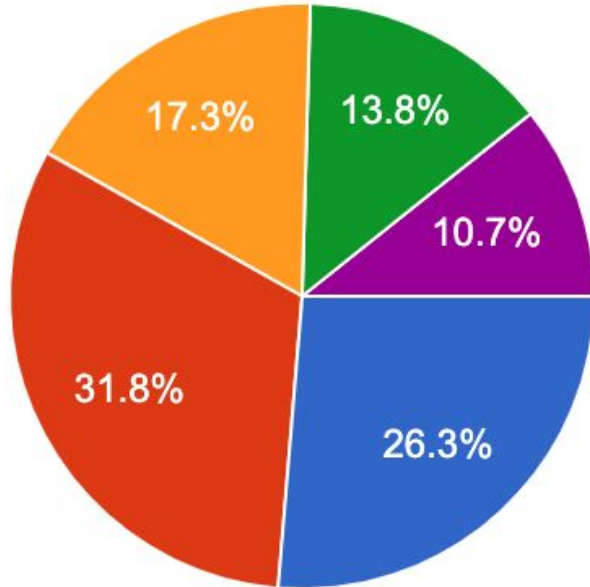
Device Usage (continued)

Grade Level	0-2 hours	3-4 hours	5-6 hours	7+ hours
Preschool (8)	8	0	0	0
Kindergarten (19)	18	1	0	0
Grade 1 (31)	25	5	1	0
Grade 2 (36)	20	8	8	0
Grade 3 (31)	5	20	4	2
Grade 4 (24)	6	13	5	0
Grade 5 (42)	8	21	13	0
Grade 6 (27)	10	11	6	0
Grade 7 (32)	5	15	9	3
Grade 8 (39)	5	15	16	3

Technology Independence

Describe your child's technology independence during remote learning.

289 responses



- Independent for all online programs and applications
- Independent for most online programs and applications
- Independent for half of the online programs and applications
- Required assistance for most online programs and applications
- Required assistance for all online programs and applications

26.3% (76 responses)	Independent for all
31.8% (92 responses)	Independent for most
17.3% (50 responses)	Independent for half
13.8% (40 responses)	Required assistance for most
10.7% (31 responses)	Required assistance for all

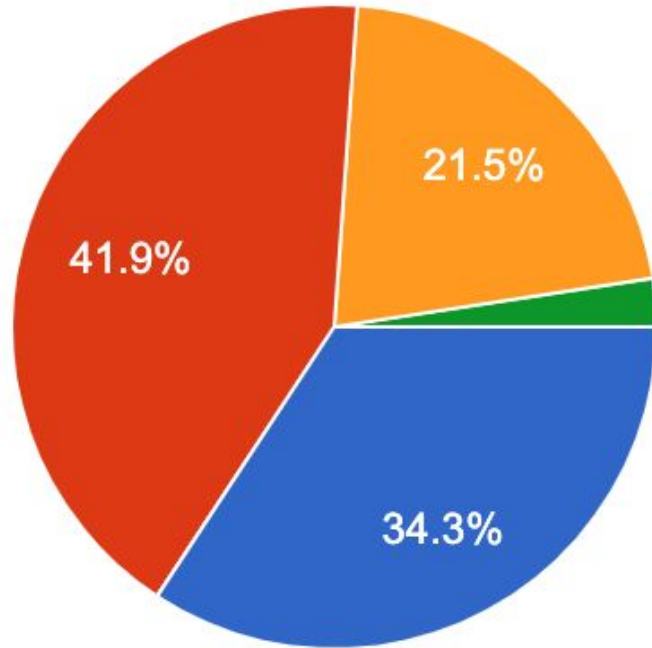
Technology Independence (continued)

Grade Level	Independent (All)	Independent (Most)	Independent (Half)	Assistance (Most)	Assistance (All)
Preschool (8)	1	0	0	0	7
Kindergarten (19)	0	4	6	5	4
Grade 1 (31)	3	6	8	6	8
Grade 2 (36)	0	7	9	14	6
Grade 3 (31)	4	10	5	10	2
Grade 4 (24)	10	8	4	2	0
Grade 5 (42)	12	19	7	2	2
Grade 6 (27)	7	17	2	0	1
Grade 7 (32)	19	9	2	1	1
Grade 8 (39)	20	12	7	0	0

Hours of Remote Learning

On average, how many hours of remote learning did your child participate in per day?

289 responses



34.3% (99 responses)	0-2 hours
41.9% (121 responses)	3-4 hours
21.5% (62 responses)	5-6 hours
2.4% (7 responses)	7+ hours

Hours of Remote Learning (*continued*)

Grade Level	0-2 hours	3-4 hours	5-6 hours	7+ hours
Preschool (8)	8	0	0	0
Kindergarten (19)	10	8	1	0
Grade 1 (31)	20	9	2	0
Grade 2 (36)	15	10	11	0
Grade 3 (31)	5	21	4	1
Grade 4 (24)	7	12	5	0
Grade 5 (42)	8	22	12	0
Grade 6 (27)	10	13	4	0
Grade 7 (32)	11	11	7	3
Grade 8 (39)	5	15	16	3

Comparison of Device Usage & Hours of Remote Learning

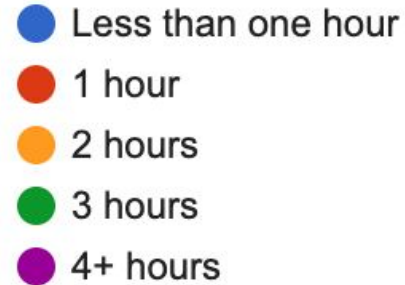
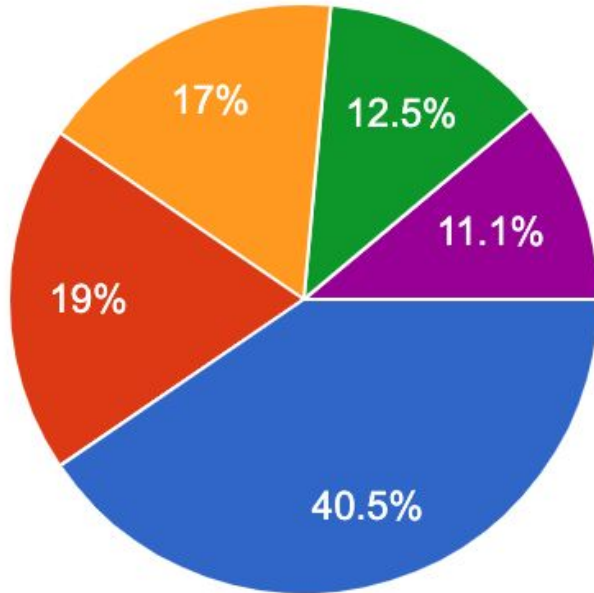
<i>Device Usage</i>	0-2 hours	3-4 hours	5-6 hours	7+ hours
Grade Level				
Preschool (8)	8	0	0	0
Kindergarten (19)	18	1	0	0
Grade 1 (31)	25	5	1	0
Grade 2 (36)	20	8	8	0
Grade 3 (31)	5	20	4	2
Grade 4 (24)	6	13	5	0
Grade 5 (42)	8	21	13	0
Grade 6 (27)	10	11	6	0
Grade 7 (32)	5	15	9	3
Grade 8 (39)	5	15	16	3

<i>Hours of Remote Learning</i>	0-2 hours	3-4 hours	5-6 hours	7+ hours
Grade Level				
Preschool (8)	8	0	0	0
Kindergarten (19)	10	8	1	0
Grade 1 (31)	20	9	2	0
Grade 2 (36)	15	10	11	0
Grade 3 (31)	5	21	4	1
Grade 4 (24)	7	12	5	0
Grade 5 (42)	8	22	12	0
Grade 6 (27)	10	13	4	0
Grade 7 (32)	11	11	7	3
Grade 8 (39)	5	15	16	3

Parent/Guardian Assistance

How many hours per day did you assist your child during remote instruction?

289 responses



40.5% (117 responses)	Less than one hour
19% (55 responses)	1 hour
17% (49 responses)	2 hours
12.5% (36 responses)	3 hours
11.1% (32 responses)	4+ hours

Parent/Guardian Assistance (*continued*)

Grade Level	Less than an hour	1 hour	2 hours	3 hours	4+ hours
Preschool (8)	2	2	4	0	0
Kindergarten (19)	5	4	1	5	4
Grade 1 (31)	3	8	9	4	7
Grade 2 (36)	5	5	9	10	7
Grade 3 (31)	7	6	7	8	3
Grade 4 (24)	11	7	4	2	0
Grade 5 (42)	22	7	7	2	4
Grade 6 (27)	14	8	1	2	2
Grade 7 (32)	18	4	5	2	3
Grade 8 (39)	30	4	2	1	2

Comparison of Hours of Remote Learning & Parent/Guardian Assistance

<i>Hours of Remote Learning</i>	0-2 hours	3-4 hours	5-6 hours	7+ hours
Grade Level				
Preschool (8)	8	0	0	0
Kindergarten (19)	10	8	1	0
Grade 1 (31)	20	9	2	0
Grade 2 (36)	15	10	11	0
Grade 3 (31)	5	21	4	1
Grade 4 (24)	7	12	5	0
Grade 5 (42)	8	22	12	0
Grade 6 (27)	10	13	4	0
Grade 7 (32)	11	11	7	3
Grade 8 (39)	5	15	16	3

<i>Parent/Guardian Assistance</i>	Less than an hour	1 hour	2 hours	3 hours	4+ hours
Grade Level					
Preschool (8)	2	2	4	0	0
Kindergarten (19)	5	4	1	5	4
Grade 1 (31)	3	8	9	4	7
Grade 2 (36)	5	5	9	10	7
Grade 3 (31)	7	6	7	8	3
Grade 4 (24)	11	7	4	2	0
Grade 5 (42)	22	7	7	2	4
Grade 6 (27)	14	8	1	2	2
Grade 7 (32)	18	4	5	2	3
Grade 8 (39)	30	4	2	1	2

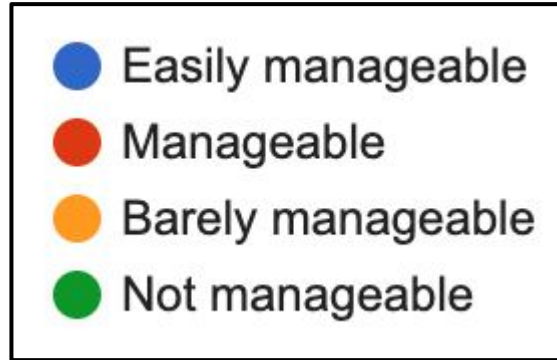
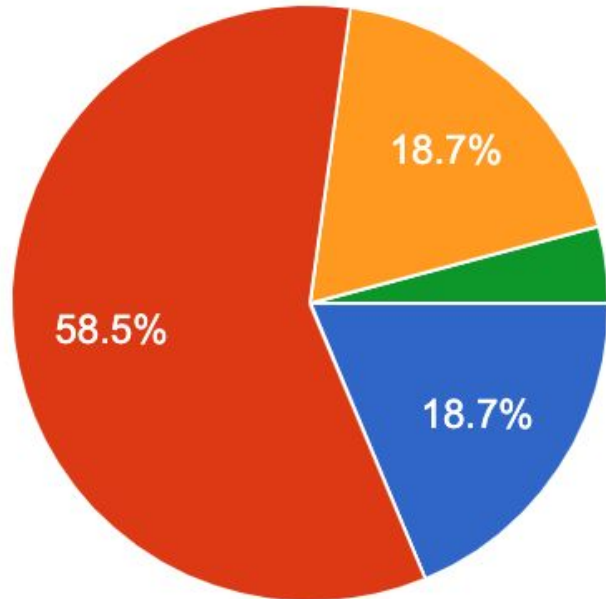
Comparison of Technology Independence & Parent/Guardian Assistance

<i>Technology Independence</i>	Independent (All)	Independent (Most)	Independent (Half)	Assistance (Most)	Assistance (All)	<i>Parent/Guardian Assistance</i>	Less than an hour	1 hour	2 hours	3 hours	4+ hours
Grade Level						Grade Level					
Preschool (8)	1	0	0	0	7	Preschool (8)	2	2	4	0	0
Kindergarten (19)	0	4	6	5	4	Kindergarten (19)	5	4	1	5	4
Grade 1 (31)	3	6	8	6	8	Grade 1 (31)	3	8	9	4	7
Grade 2 (36)	0	7	9	14	6	Grade 2 (36)	5	5	9	10	7
Grade 3 (31)	4	10	5	10	2	Grade 3 (31)	7	6	7	8	3
Grade 4 (24)	10	8	4	2	0	Grade 4 (24)	11	7	4	2	0
Grade 5 (42)	12	19	7	2	2	Grade 5 (42)	22	7	7	2	4
Grade 6 (27)	7	17	2	0	1	Grade 6 (27)	14	8	1	2	2
Grade 7 (32)	19	9	2	1	1	Grade 7 (32)	18	4	5	2	3
Grade 8 (39)	20	12	7	0	0	Grade 8 (39)	30	4	2	1	2

Level of Manageability

Describe the amount of remote learning activities for your child.

289 responses



18.7% (54 responses)	Easily manageable
58.5% (169 responses)	Manageable
18.7% (54 responses)	Barely manageable
4.2% (12 responses)	Not manageable

Level of Manageability (*continued*)

Grade Level	Easily Manageable	Manageable	Barely Manageable	Not Manageable
Preschool (8)	1	3	2	2
Kindergarten (19)	6	9	4	0
Grade 1 (31)	5	14	10	2
Grade 2 (36)	3	20	10	3
Grade 3 (31)	6	17	8	0
Grade 4 (24)	6	15	3	0
Grade 5 (42)	10	27	4	1
Grade 6 (27)	9	17	0	1
Grade 7 (32)	5	16	8	3
Grade 8 (39)	3	31	5	0

Comparison of Parent/Guardian Assistance & Level of Manageability

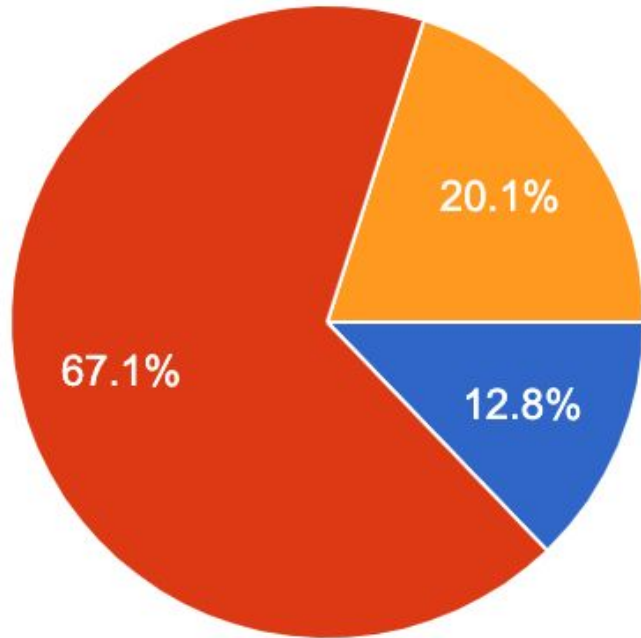
<i>Parent/Guardian Assistance</i>	Less than an hour	1 hour	2 hours	3 hours	4+ hours
Grade Level					
Preschool (8)	2	2	4	0	0
Kindergarten (19)	5	4	1	5	4
Grade 1 (31)	3	8	9	4	7
Grade 2 (36)	5	5	9	10	7
Grade 3 (31)	7	6	7	8	3
Grade 4 (24)	11	7	4	2	0
Grade 5 (42)	22	7	7	2	4
Grade 6 (27)	14	8	1	2	2
Grade 7 (32)	18	4	5	2	3
Grade 8 (39)	30	4	2	1	2

<i>Manageability</i>	Easily Manageable	Manageable	Barely Manageable	Not Manageable
Grade Level				
Preschool (8)	1	3	2	2
Kindergarten (19)	6	9	4	0
Grade 1 (31)	5	14	10	2
Grade 2 (36)	3	20	10	3
Grade 3 (31)	6	17	8	0
Grade 4 (24)	6	15	3	0
Grade 5 (42)	10	27	4	1
Grade 6 (27)	9	17	0	1
Grade 7 (32)	5	16	8	3
Grade 8 (39)	3	31	5	0

Rigor Level

Describe the rigor level of remote instruction for your child.

289 responses



- Too rigorous
- Appropriate
- Not rigorous

12.8% (37 responses)	Too rigorous
67.1% (194 responses)	Appropriate
20.1% (58 responses)	Not rigorous

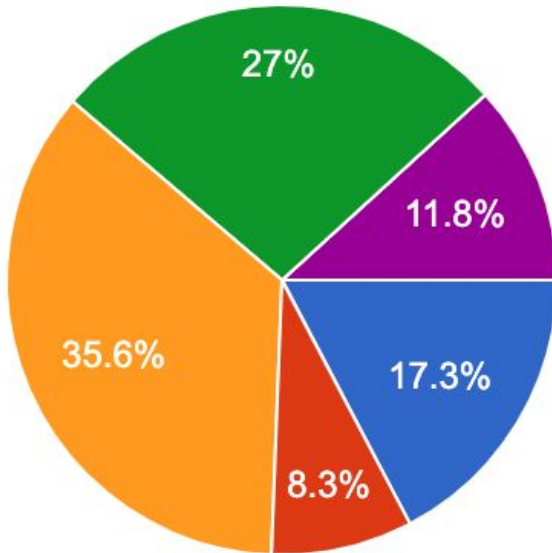
Rigor Level (*continued*)

Grade Level	Too Rigorous	Appropriate	Not Rigorous
Preschool (8)	1	6	1
Kindergarten (19)	2	13	4
Grade 1 (31)	1	13	17
Grade 2 (36)	7	23	6
Grade 3 (31)	3	26	2
Grade 4 (24)	1	18	5
Grade 5 (42)	1	36	5
Grade 6 (27)	3	18	6
Grade 7 (32)	8	19	5
Grade 8 (39)	10	22	7

Video Conference Opportunities

How often did your child have the opportunity to participate in video conferencing with his/her teacher(s)?

289 responses



17.3% (50 responses)	Daily
8.3% (24 responses)	3-4 times per week
35.6% (103 responses)	1-2 times per week
27% (78 responses)	Less than once a week
11.8% (34 responses)	Never

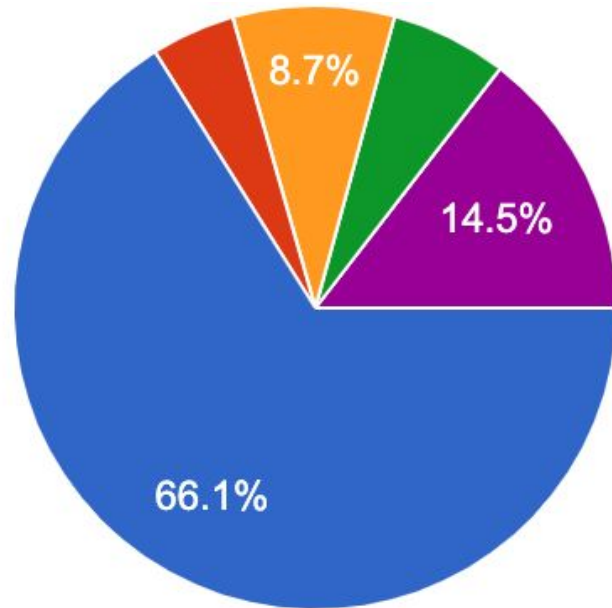
Video Conference Opportunities (*continued*)

Grade Level	Daily	3-4/week	1-2/week	Less than once/week	Never
Preschool (8)	0	0	7	0	1
Kindergarten (19)	0	0	12	3	4
Grade 1 (31)	2	1	12	10	6
Grade 2 (36)	0	0	19	15	2
Grade 3 (31)	10	3	4	10	4
Grade 4 (24)	9	5	4	4	2
Grade 5 (42)	23	8	10	1	0
Grade 6 (27)	1	0	13	10	3
Grade 7 (32)	0	3	13	10	6
Grade 8 (39)	5	4	9	15	6

Google Classroom Usage

How often did your child use Google Classroom?

289 responses



- Daily
- 3-4 times per week
- 1-2 times per week
- Less than once a week
- Never

66.1% (191 responses)	Daily
4.5% (13 responses)	3-4 times per week
8.7% (25 responses)	1-2 times per week
6.2% (18 responses)	Less than once a week
14.5% (42 responses)	Never

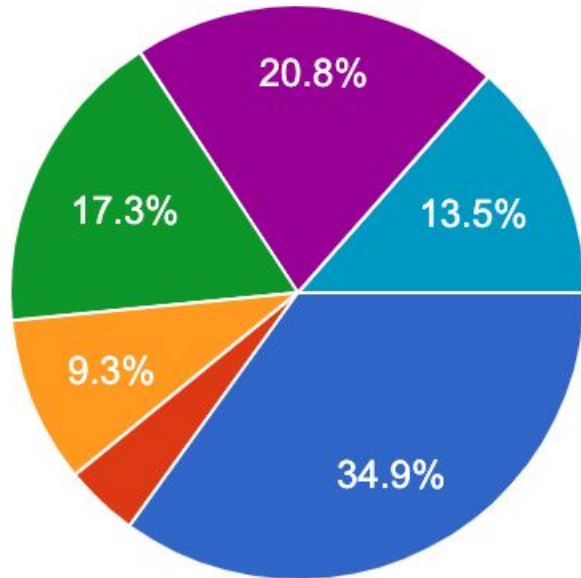
Google Classroom Usage (continued)

Grade Level	Daily	3-4 times/week	1-2 times/week	Less than once/week	Never
Preschool (8)	0	0	0	2	6
Kindergarten (19)	0	0	4	2	13
Grade 1 (31)	0	1	7	6	17
Grade 2 (36)	15	2	7	7	5
Grade 3 (31)	29	1	1	0	0
Grade 4 (24)	23	0	0	0	1
Grade 5 (42)	39	1	2	0	0
Grade 6 (27)	25	2	0	0	0
Grade 7 (32)	26	3	3	0	0
Grade 8 (39)	34	3	1	1	0

Teacher Communication with Parent/Guardian

How many times did your child's teacher(s) contact you?

289 responses



34.9% (101 responses)	10+
4.2% (12 responses)	8-9
9.3% (27 responses)	6-7
17.3% (50 responses)	3-5
20.8% (60 responses)	1-2
13.5% (39 responses)	None

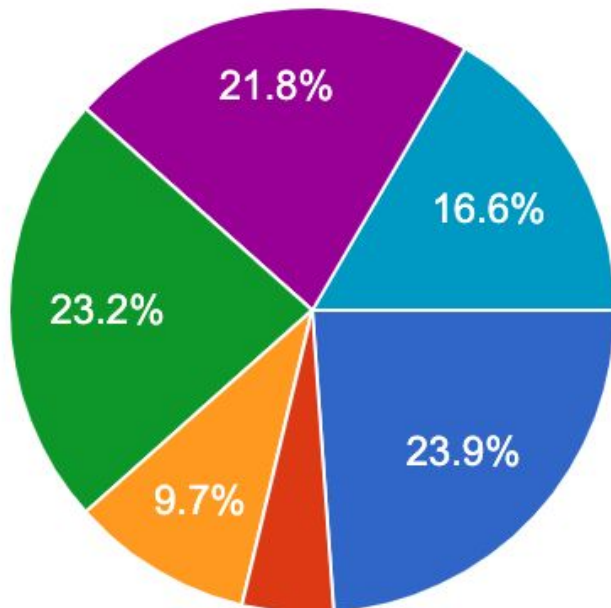
Teacher Communication with Parent/Guardian (*continued*)

Grade Level	10+	8-9	6-7	3-5	1-2	None
Preschool (8)	2	1	1	1	2	1
Kindergarten (19)	12	0	1	2	3	1
Grade 1 (31)	17	1	3	4	4	2
Grade 2 (36)	18	1	2	7	8	0
Grade 3 (31)	17	3	4	6	0	1
Grade 4 (24)	6	2	3	7	4	2
Grade 5 (42)	16	0	6	12	6	2
Grade 6 (27)	3	1	5	2	7	9
Grade 7 (32)	5	2	2	3	9	11
Grade 8 (39)	5	1	0	6	17	10

Parent/Guardian Communication with Teacher

How many times did you contact your child's teacher(s)?

289 responses



23.9% (69 responses)	10+
4.8% (14 responses)	8-9
9.7% (28 responses)	6-7
23.2% (67 responses)	3-5
21.8% (63 responses)	1-2
16.6% (48 responses)	None

Parent/Guardian Communication with Teacher (*continued*)

Grade Level	10+	8-9	6-7	3-5	1-2	None
Preschool (8)	1	0	2	1	3	1
Kindergarten (19)	4	3	1	7	4	0
Grade 1 (31)	9	3	4	6	7	2
Grade 2 (36)	15	1	5	8	7	0
Grade 3 (31)	16	1	2	8	3	1
Grade 4 (24)	3	1	3	7	9	1
Grade 5 (42)	10	3	3	12	5	9
Grade 6 (27)	2	1	4	6	9	5
Grade 7 (32)	4	1	2	6	6	13
Grade 8 (39)	5	0	2	6	10	16

Comparison of Teacher & Parent/Guardian Communication

<i>Teacher</i>	10+	8-9	6-7	3-5	1-2	None
Grade Level						
Preschool (8)	2	1	1	1	2	1
Kindergarten (19)	12	0	1	2	3	1
Grade 1 (31)	17	1	3	4	4	2
Grade 2 (36)	18	1	2	7	8	0
Grade 3 (31)	17	3	4	6	0	1
Grade 4 (24)	6	2	3	7	4	2
Grade 5 (42)	16	0	6	12	6	2
Grade 6 (27)	3	1	5	2	7	9
Grade 7 (32)	5	2	2	3	9	11
Grade 8 (39)	5	1	0	6	17	10

<i>Parent/Guardian</i>	10+	8-9	6-7	3-5	1-2	None
Grade Level						
Preschool (8)	1	0	2	1	3	1
Kindergarten (19)	4	3	1	7	4	0
Grade 1 (31)	9	3	4	6	7	2
Grade 2 (36)	15	1	5	8	7	0
Grade 3 (31)	16	1	2	8	3	1
Grade 4 (24)	3	1	3	7	9	1
Grade 5 (42)	10	3	3	12	5	9
Grade 6 (27)	2	1	4	6	9	5
Grade 7 (32)	4	1	2	6	6	13
Grade 8 (39)	5	0	2	6	10	16

Comparison of Google Classroom Usage & Teacher Communication

<i>Google Classroom</i> Grade Level	Daily	3-4 times/ week	1-2 times/ week	Less than once/week	Never
Preschool (8)	0	0	0	2	6
Kindergarten (19)	0	0	4	2	13
Grade 1 (31)	0	1	7	6	17
Grade 2 (36)	15	2	7	7	5
Grade 3 (31)	29	1	1	0	0
Grade 4 (24)	23	0	0	0	1
Grade 5 (42)	39	1	2	0	0
Grade 6 (27)	25	2	0	0	0
Grade 7 (32)	26	3	3	0	0
Grade 8 (39)	34	3	1	1	0

<i>Communication</i> Grade Level	10+	8-9	6-7	3-5	1-2	None
Preschool (8)	2	1	1	1	2	1
Kindergarten (19)	12	0	1	2	3	1
Grade 1 (31)	17	1	3	4	4	2
Grade 2 (36)	18	1	2	7	8	0
Grade 3 (31)	17	3	4	6	0	1
Grade 4 (24)	6	2	3	7	4	2
Grade 5 (42)	16	0	6	12	6	2
Grade 6 (27)	3	1	5	2	7	9
Grade 7 (32)	5	2	2	3	9	11
Grade 8 (39)	5	1	0	6	17	10

Comparison of Parent/Guardian Assistance & Teacher Communication

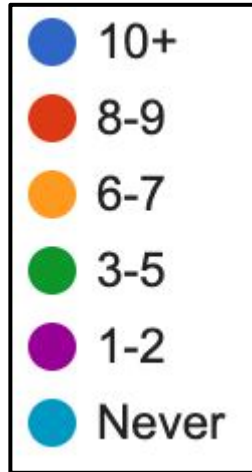
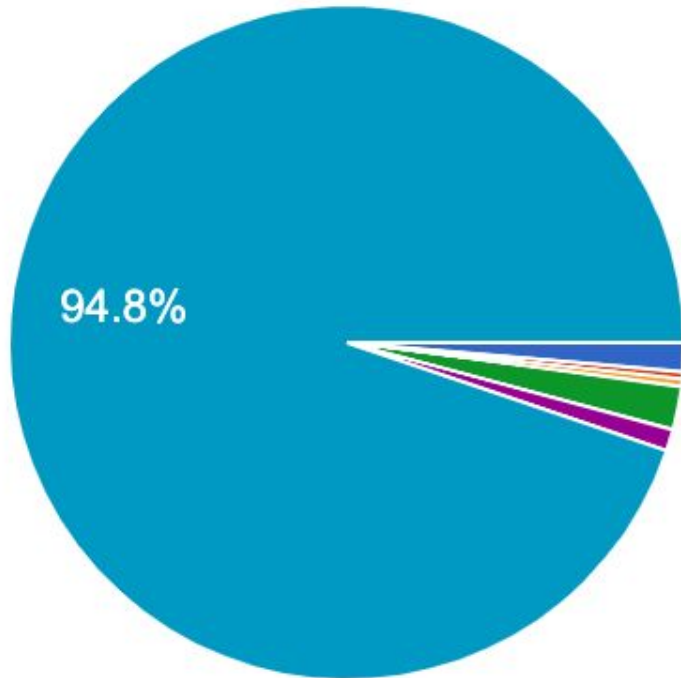
<i>Parent/Guardian Assistance</i>	Less than an hour	1 hour	2 hours	3 hours	4+ hours
Grade Level					
Preschool (8)	2	2	4	0	0
Kindergarten (19)	5	4	1	5	4
Grade 1 (31)	3	8	9	4	7
Grade 2 (36)	5	5	9	10	7
Grade 3 (31)	7	6	7	8	3
Grade 4 (24)	11	7	4	2	0
Grade 5 (42)	22	7	7	2	4
Grade 6 (27)	14	8	1	2	2
Grade 7 (32)	18	4	5	2	3
Grade 8 (39)	30	4	2	1	2

<i>Communication</i>	10+	8-9	6-7	3-5	1-2	None
Grade Level						
Preschool (8)	2	1	1	1	2	1
Kindergarten (19)	12	0	1	2	3	1
Grade 1 (31)	17	1	3	4	4	2
Grade 2 (36)	18	1	2	7	8	0
Grade 3 (31)	17	3	4	6	0	1
Grade 4 (24)	6	2	3	7	4	2
Grade 5 (42)	16	0	6	12	6	2
Grade 6 (27)	3	1	5	2	7	9
Grade 7 (32)	5	2	2	3	9	11
Grade 8 (39)	5	1	0	6	17	10

Lunch/Meal Program

How often did you use our lunch/meal program?

289 responses

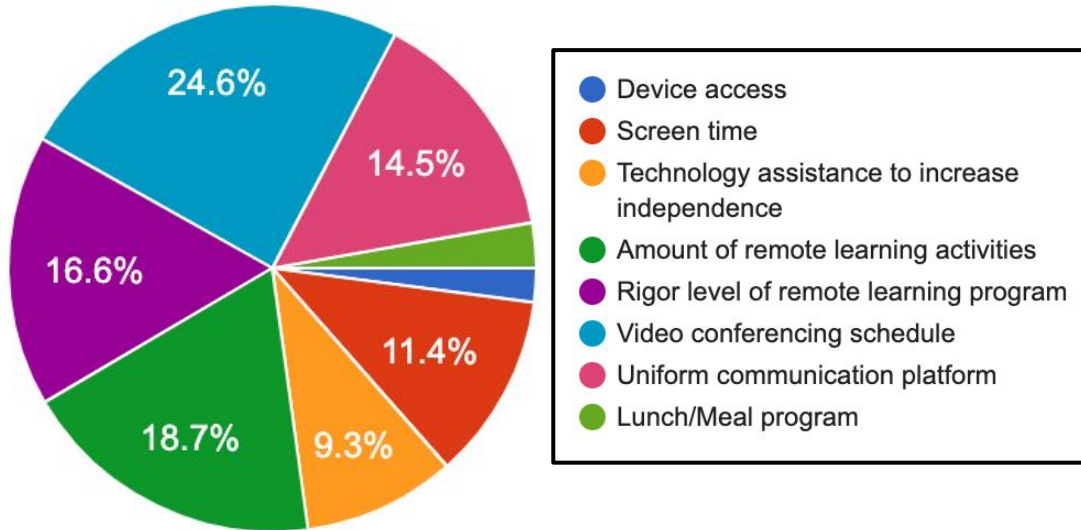


1.4% (4 responses)	10+
0.3% (1 response)	8-9
0.3% (1 response)	6-7
2.1% (6 responses)	3-5
1% (3 responses)	1-2
94.8% (274 responses)	None

Area Most in Need of Improvement

Based on your family's experience during remote instruction, identify an area most in need of improvement.

289 responses



2.1% (6 responses)	Device access
11.4% (33 responses)	Screen time
9.3% (27 responses)	Technology independence
18.7% (54 responses)	Amount of remote learning activities
16.6% (48 responses)	Rigor level
24.6% (71 responses)	Video conferencing schedule
14.5% (42 responses)	Uniform communication platform
2.8% (8 responses)	Lunch/Meal program

Area Most in Need of Improvement (*continued*)

Grade Level	Device Access	Screen Time	Technology Independence	Amount of Activities	Rigor Level	Video Schedule	Uniform Communication	Lunch/Meal Program
Preschool (8)	0	0	3	2	1	0	2	0
Kindergarten (19)	0	3	2	5	4	3	2	0
Grade 1 (31)	1	2	1	7	10	7	3	0
Grade 2 (36)	1	3	4	14	2	7	5	0
Grade 3 (31)	2	8	7	3	3	3	3	2
Grade 4 (24)	0	1	3	7	3	6	3	1
Grade 5 (42)	2	6	4	6	9	6	8	1
Grade 6 (27)	0	3	2	3	2	13	3	1
Grade 7 (32)	0	2	1	3	6	13	6	1
Grade 8 (39)	0	5	0	4	8	13	7	2

Conclusions

Grade Level	Area of Improvement	Interventions
Preschool	Technology assistance to increase independence	<ul style="list-style-type: none"> • 87.5% of preschool students required assistance for all online programs and applications • Provide additional exposure to online programs during in-person instruction • Limit number of online programs used • Provide guidance for parents/guardians • Facilitate parent/guardian access to the Library Learning Line
Kindergarten	Amount of remote learning activities	<ul style="list-style-type: none"> • 52.6% of kindergarten students participated in remote learning activities for an average of 0-2 hours per day • Provide additional remote learning activities to ensure students are engaged in standards-based learning under the guidance and direction of a teacher
Grade 1	Rigor level	<ul style="list-style-type: none"> • 54.8% of first grade parents/guardians shared that the rigor level of remote instruction was not rigorous • Increase rigor level by providing learning activities that require higher order thinking to maintain the continuity of learning
Grade 2	Amount of remote learning activities	<ul style="list-style-type: none"> • 41.6% of second grade students participated in remote learning activities for an average of 0-2 hours per day; 27.8% of second grade students participated in remote learning activities for an average of 3-4 hours per day; 30.5% of second grade students participated in remote learning activities for an average of 5-6 hours per day • Exercise flexibility to accommodate the needs and varying circumstances of all learners • Differentiate remote learning activities • Ensure students are engaged in standards-based learning under the guidance and direction of a teacher

Conclusions (*continued*)

Grade Level	Area of Improvement	Interventions
Grade 3	Screen time	<ul style="list-style-type: none">64.5% of third grade students used a device for remote instruction between 3-4 hours per dayProvide remote learning activities in a way that allows students to meet their required instructional hours for the day with a balance of paper and electronic assignments to reduce student screen time
Grade 4	Amount of remote learning activities	<ul style="list-style-type: none">50% of fourth grade students participated in remote learning activities for an average of 3-4 hours per dayMaintain continuity of learning by ensuring that students are engaged in standards-based learning for a minimum of four hours per day as required by the New Jersey Department of Education.
Grade 5	Rigor level	<ul style="list-style-type: none">85.7% of fifth grade parents/guardians shared that the rigor level of remote instruction was appropriateProvide flexibility to accommodate the needs and varying circumstances for all learners
Grade 6-8	Video conference schedule	<ul style="list-style-type: none">Majority of middle school students had the opportunity to participate in video conferencing with teachers 1-2 times per week or lessIncrease video conferencing opportunities to balance synchronous and asynchronous instructionPrioritize a strategic plan for delivering instruction to students to maximize virtual learningFacilitate meaningful interactions between teachers, students, and peers

Conclusions (*continued*)

If schools are required to deliver instruction in a fully virtual environment during limited periods throughout the school year due to a local or statewide public health emergency, Hainesport Township School District is committed to the following core principles as outlined by the New Jersey Department of Education:

- Lead with the health, safety, and wellness of students and staff as the top priority
- Maintain the continuity of learning
- Facilitate equity and ease of access to communications and resources
- Flexibly accommodate the needs and varying circumstances of all learners
- Incorporate educators, students, parents, and school boards and other community members in the local community into analysis and planning